



## *Using the Lingraphica*





# Table of Contents

---

<b>GETTING STARTED</b>	<b>1</b>
Power On and Off	2
Training Video	3
<b>LINGRAPHICA BASICS</b>	<b>4</b>
Screen Layout	4
Menus	5
Toolbar	5
Picture Gallery	5
Workspace	8
<b>QUICK SETUP</b>	<b>9</b>
Volume	9
Male or Female Voice	9
Icon and Text Size	10
Workspace Playback Speed	10
Computer Voice Speed	11
Levels	11
Navigation Modes	12
<b>MAKING NEW ICONS AND PAGES</b>	<b>13</b>
<b>CHANGING ICONS AND PAGES</b>	<b>21</b>
<b>USING PHRASE STRIPS</b>	<b>26</b>
<b>SEARCHING FOR ICONS</b>	<b>34</b>
<b>USING TOOLS</b>	<b>41</b>
Type and Talk	41
Speech Practice	42
<b>USING ACTIVITIES</b>	<b>43</b>
Therapy Exercises	44
Practice Videos	56
Communication Phrases	57
<b>BACKUPS — SAVING USER DATA</b>	<b>58</b>

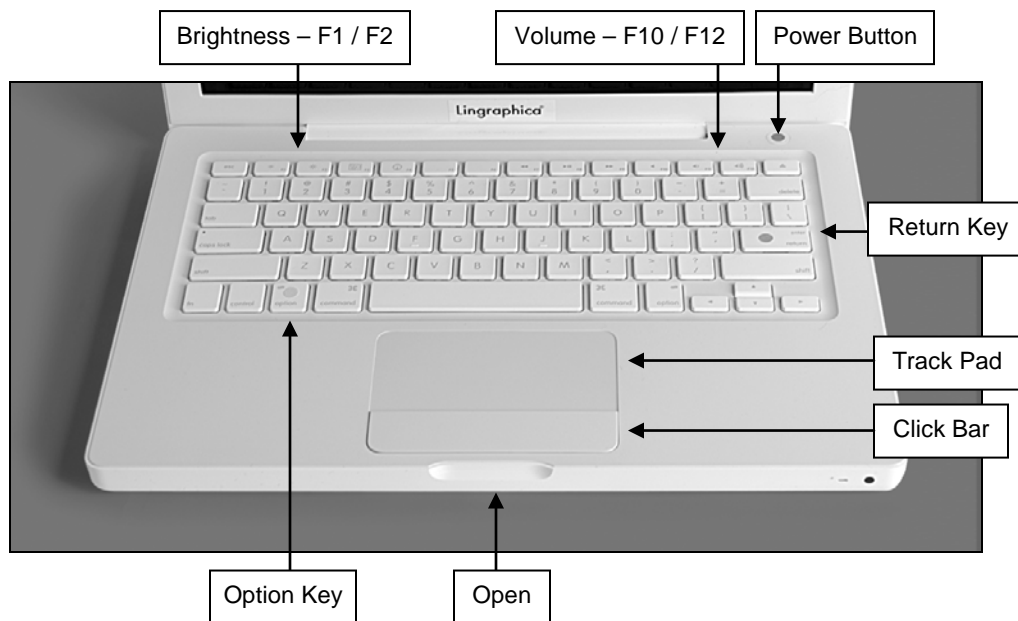
<b>SETTINGS</b>	<b>61</b>
Feature On/Off	61
Preferences	63
<b>TROUBLESHOOTING</b>	<b>69</b>
<b>IMPORTANT SAFETY INFORMATION</b>	<b>72</b>
Proper Handling	72
Cleaning the Lingraphica	73
<b>GLOSSARY OF ICONS</b>	<b>74</b>
Alphabetical Listing	74
Non-alphabetic Icons	105
<b>APPENDIX – MENU GUIDE</b>	<b>106</b>



# Getting Started

---

## Meet the Lingraphica



## Plug In and Open



Your power cord has a rectangular end that you plug in on the left side of the Lingraphica near the back. It is magnetized so if you place it near the opening it will be pulled in. Open the Lingraphica by lifting the lid.

# Input Devices

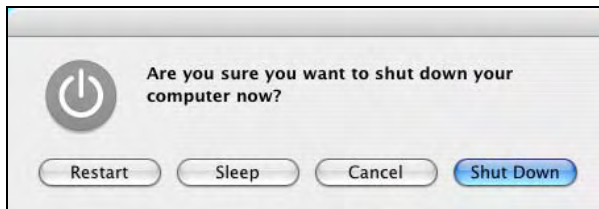
If you have an external pointing device like a trackball or a mouse, plug it into the USB port on the left side of the Lingraphica, which is indicated by a yellow dot.

If your Lingraphica was ordered with a touch screen, plug the black cable coming from the back of the screen into the USB port on the left side of the Lingraphica, which is indicated by a red dot.

# Power On and Off

To turn on the Lingraphica, gently and firmly press the Power On / Power Off button with your finger. The button is indicated by the red dot right beyond the upper right-hand corner of the keyboard, next to the screen. You will hear an opening tone, see the Apple logo, and, after about a minute, be on the Lingraphica Home Page. If the Lingraphica does not turn on, refer to the “Troubleshooting” section at the back of this manual.

To turn off the Lingraphica, press the Power On/Power Off button indicated by the red dot and click Shut Down.



In less than one minute, the screen will turn black. After the Lingraphica shuts down, you do not need to wait before turning it back on. To turn the Lingraphica back on, press the Power On / Power Off button again. **\*\* We recommend that you power off the Lingraphica at least once a week. \*\***

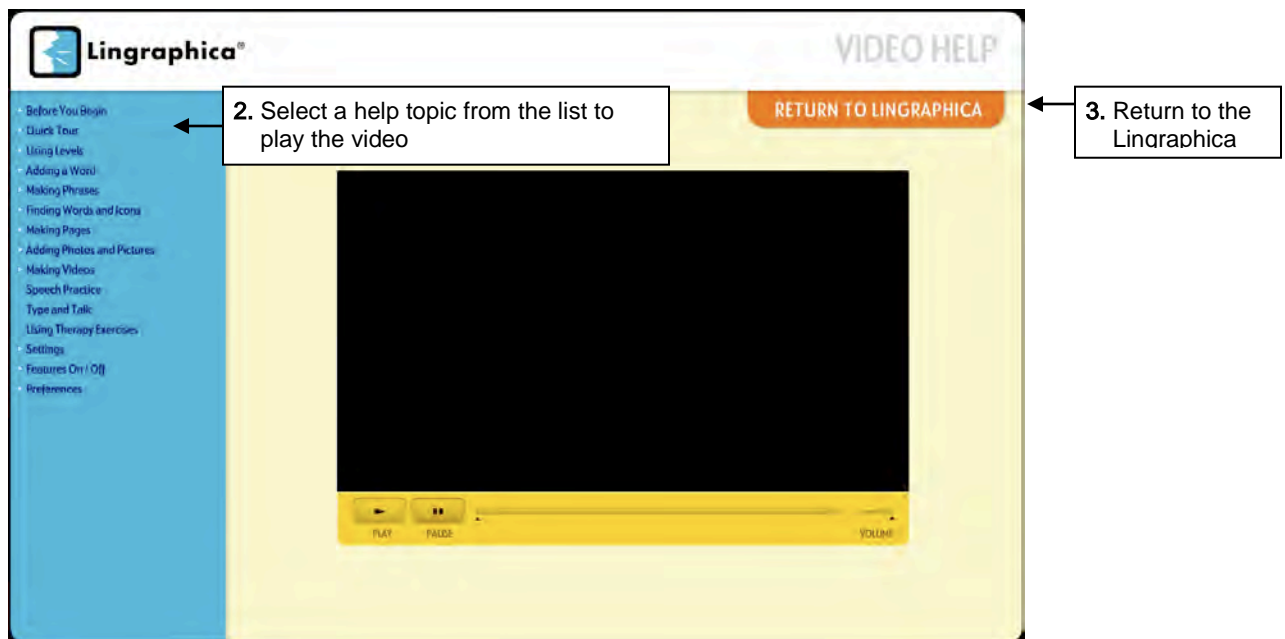
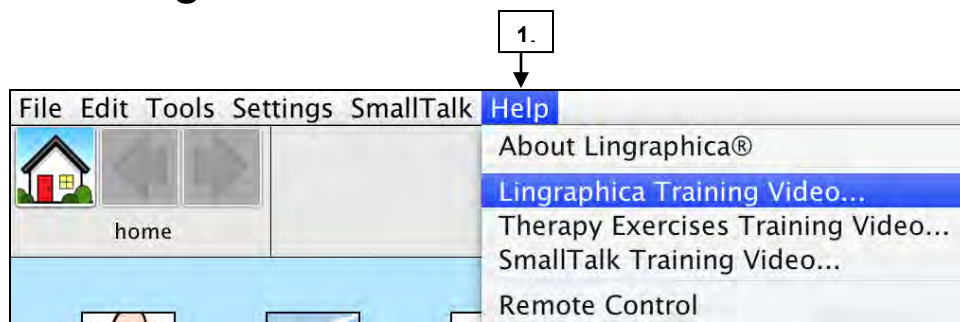
# Sleep Mode

Close the lid and the Lingraphica will go to “sleep.” A small, round light on the front of the device blinks slowly, indicating that the Lingraphica is sleeping and not turned off. To resume use, simply lift the lid.

# Running on Battery

The Lingraphica has a built-in battery and can run for four hours when not plugged in, making it easy to take your Lingraphica wherever you go. When the plug is pulled out, the battery takes over automatically. When the plug is reinserted and plugged into an outlet, the battery automatically charges. When the light on the plug is green, the battery is fully charged. When the light is amber, the battery is still charging. If the battery runs out, simply plug in the Lingraphica to recharge.

# Training Video

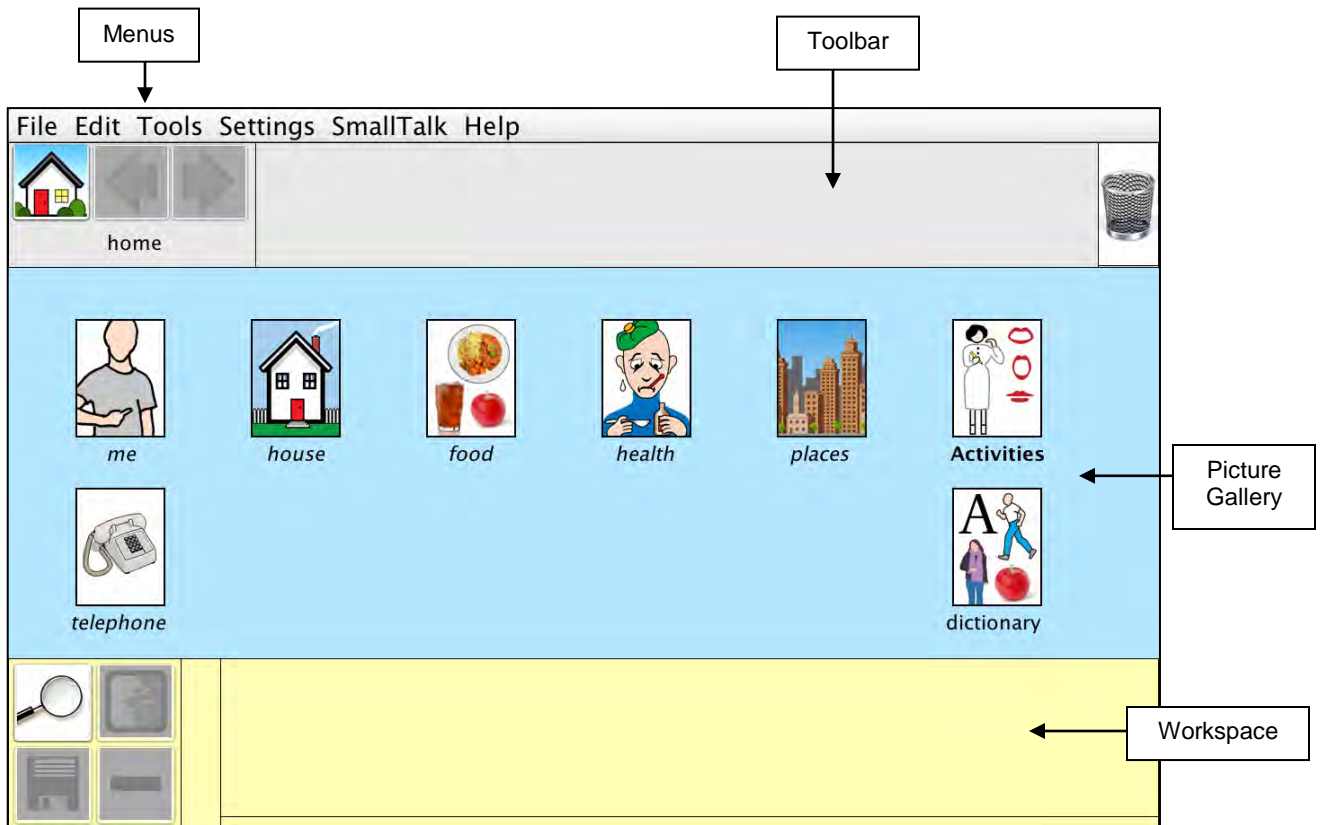




# Lingraphica Basics

## Screen Layout

When you turn on the Lingraphica, you are always taken to the Home Page.



*Lingraphica Home Page*

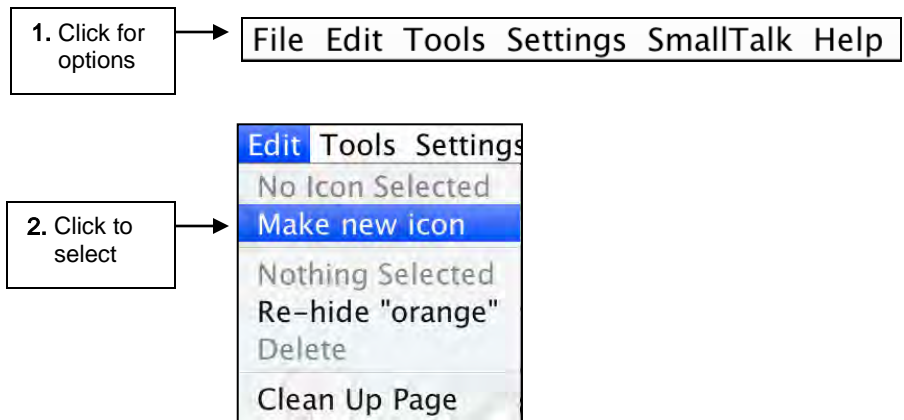
**Menus** provide access to all Lingraphica functions and settings.

**Toolbar** contains the Home, Back, and Forward buttons; the name of the current page; and the Trashcan. This area is gray.

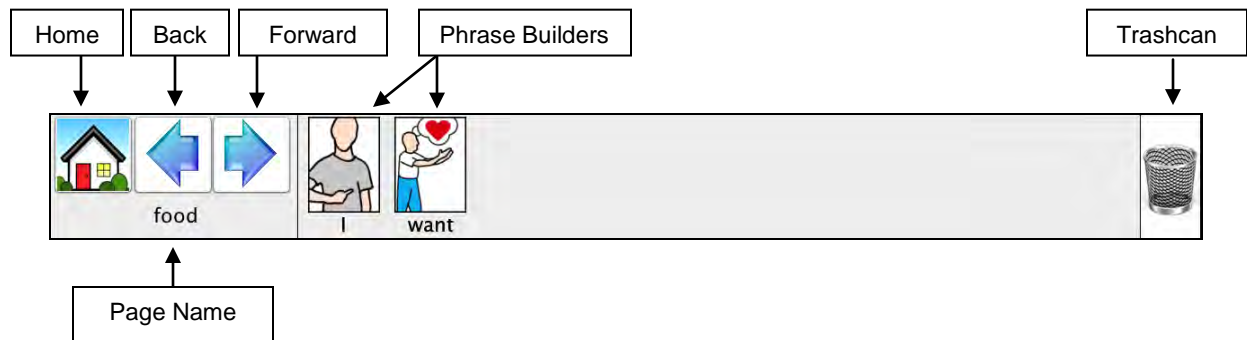
**Picture Gallery** stores icons and phrase strips. This area is blue.

**Workspace** is where you create phrases and temporarily store icons so that they may be copied to a different page. This area is yellow.

# Menus

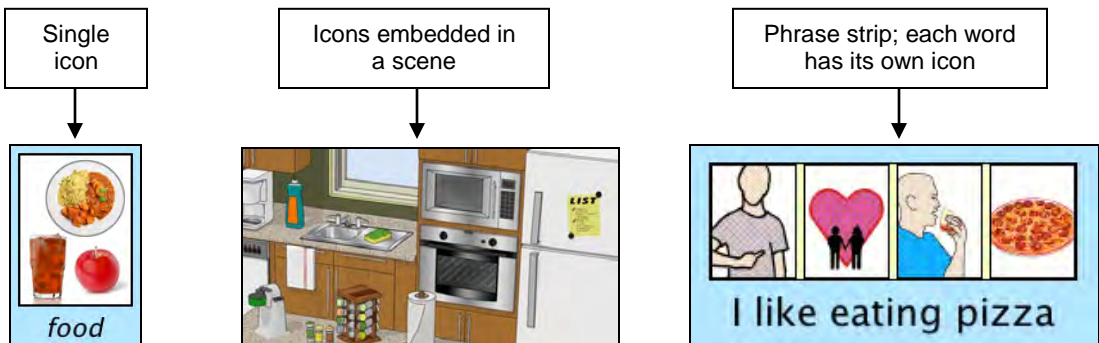


# Toolbar



# Picture Gallery

## Icons and phrase strips

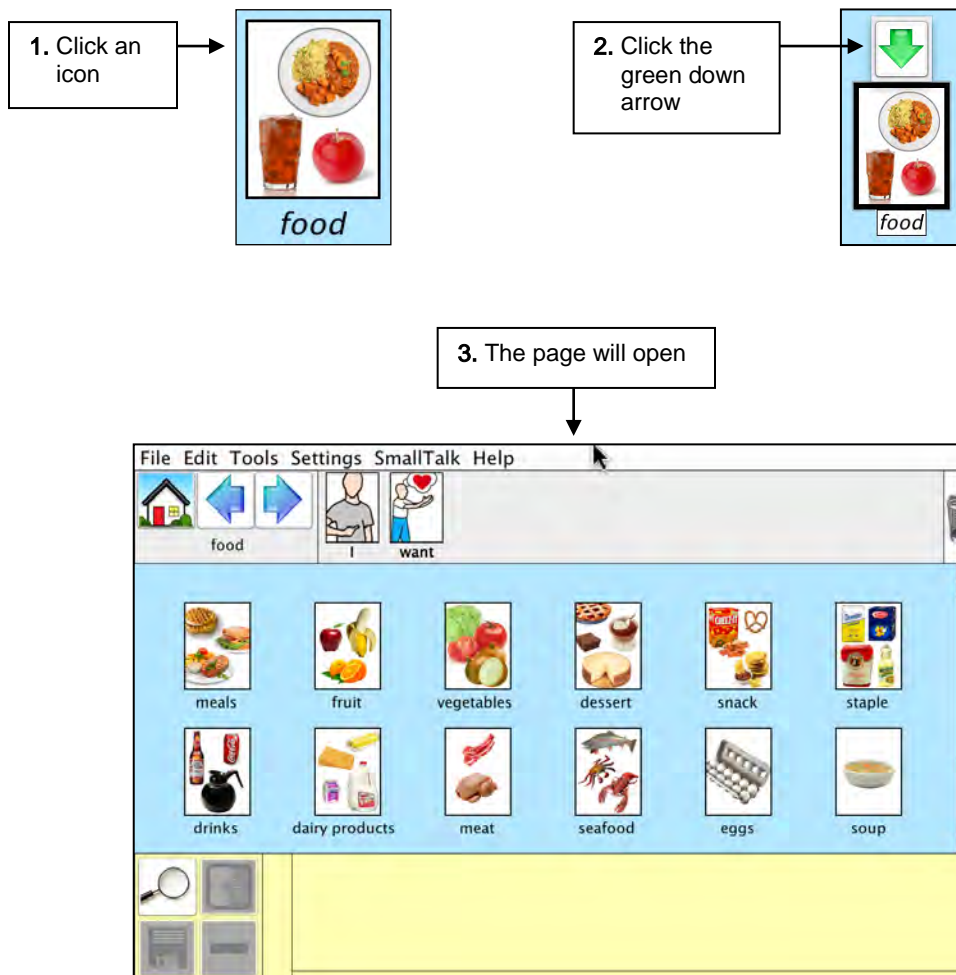


## Click to make items speak

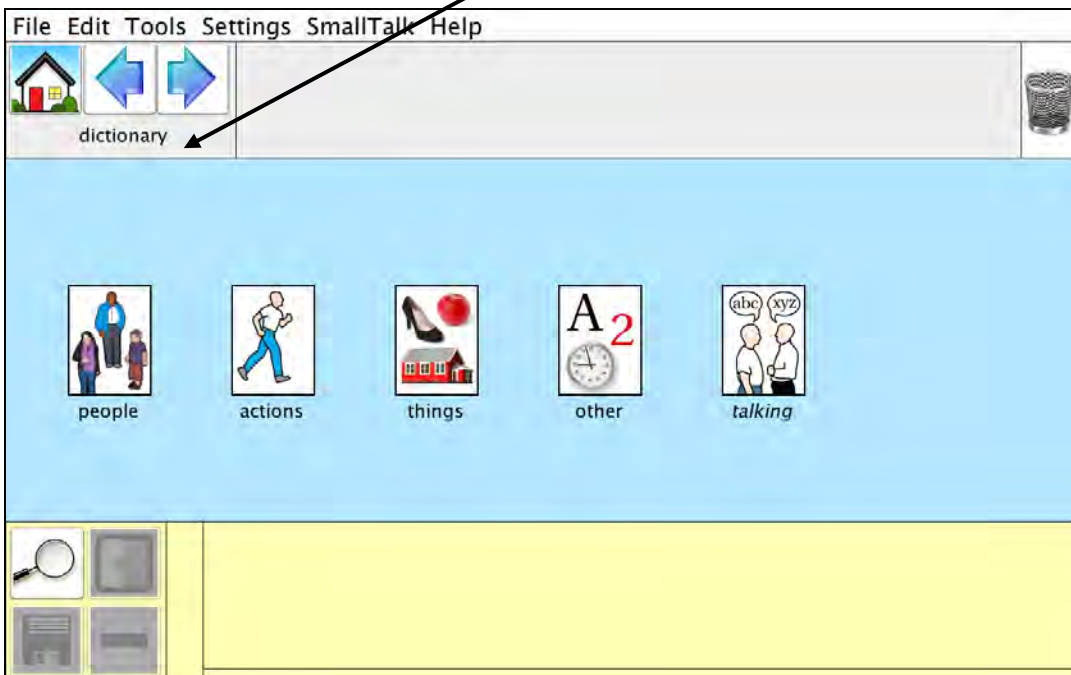
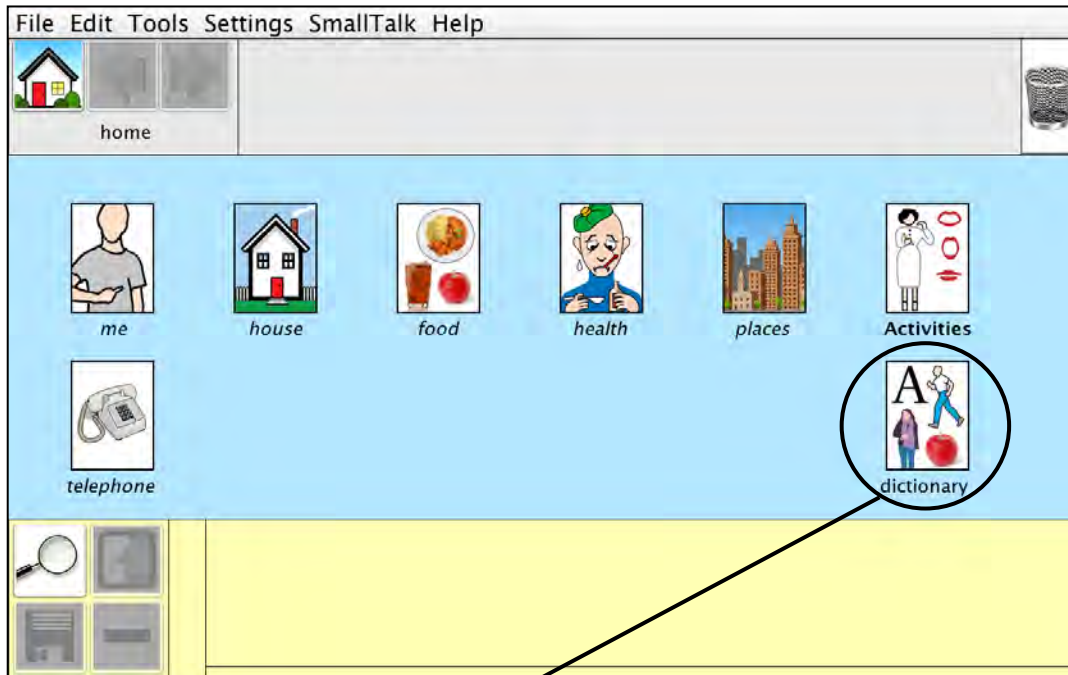
When you click on an icon, it doubles in size and speaks, and the text is presented underneath. We call this whole process “projection.” Verbs have an additional cue, they are animated. Clicking on a phrase strip causes each of the icons in the phrase to be projected in sequence.

## Icons can have pages behind them

If the arrow cursor turns green when you pass it over an icon, then there is a page behind the icon containing more icons in the same category.

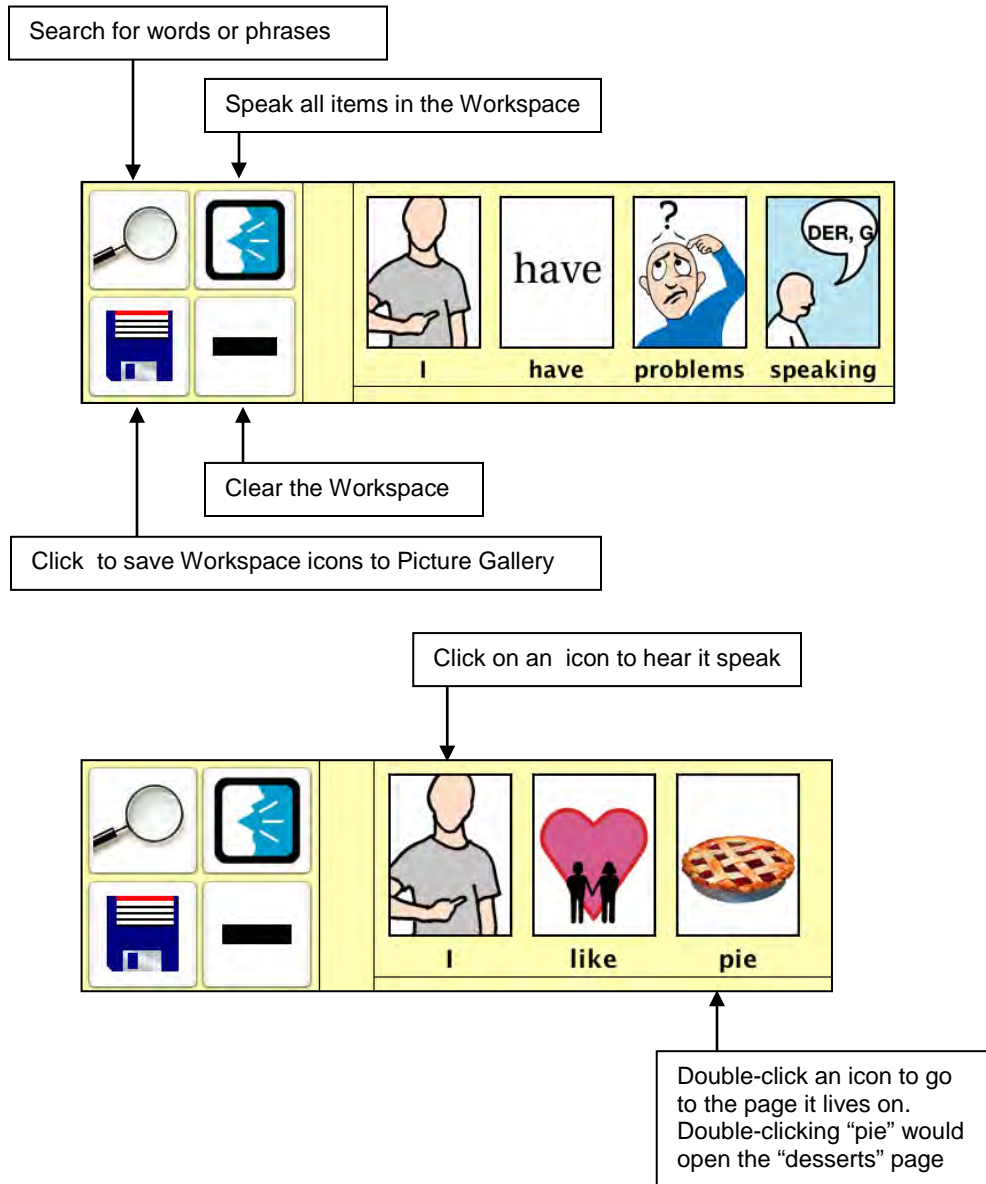


All Lingraphica icons can be found behind the Dictionary page



# Workspace

The Workspace is the place to create phrases and temporarily store icons so that they may be copied to other pages.








# Quick Setup




---

## Volume

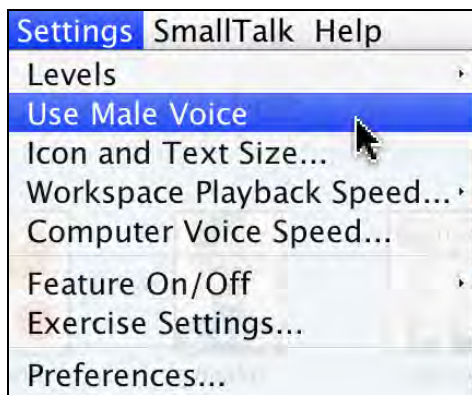
The computer volume is adjusted by pressing certain F keys on the keyboard. The F keys are the top row of keys, located just above the number keys. They will be in one of the following configurations:

No Sound	Decrease Sound	Increase Sound
 F10	 F11	 F12

Or

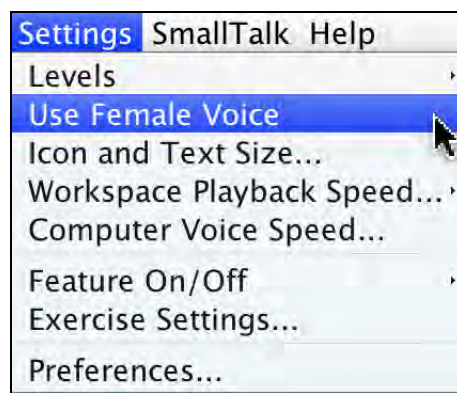
No Sound	Decrease Sound	Increase Sound
 F3	 F4	 F5

## Male or Female Voice



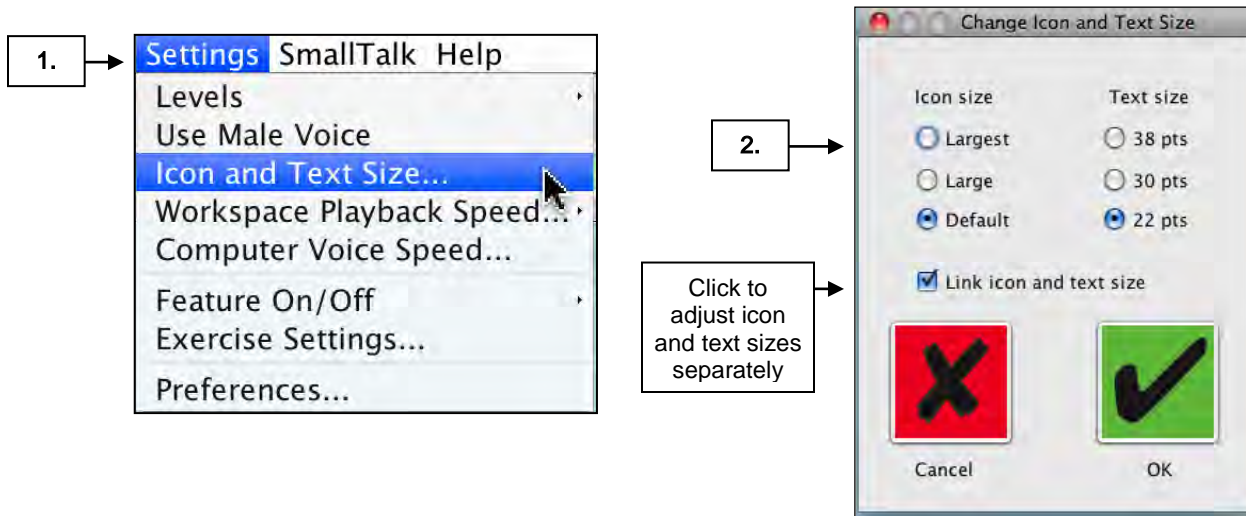
*Choosing Male Voice*

Or



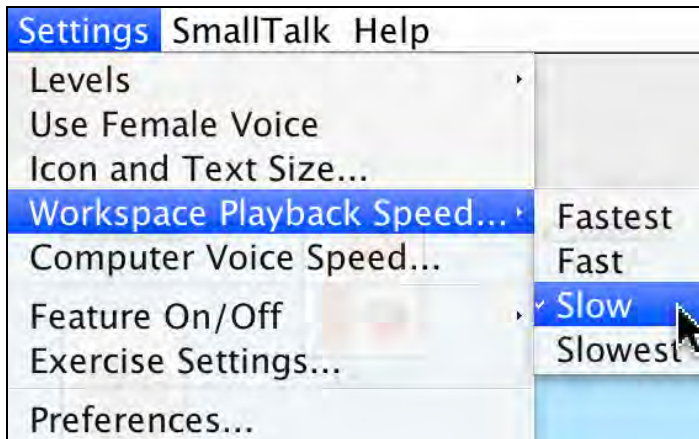
*Choosing Female Voice*

# Icon and Text Size



# Workspace Playback Speed

You can adjust the speed at which the Lingraphica speaks the icons in the Workspace and phrase strips in the Picture Gallery. "Slow" is a good place to start.



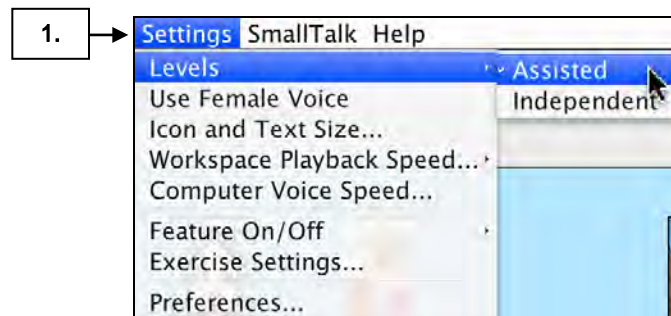
# Computer Voice Speed

You can adjust the speed at which the Lingraphica speaks words and phrases.



## Levels

There are two different levels: Assisted and Independent. The only difference between them is that in the Assisted Level the Workspace is hidden and in the Independent Level the Workspace is visible. Most users start in the Assisted Level.



*The Lingraphica in Assisted Level.*

No Workspace

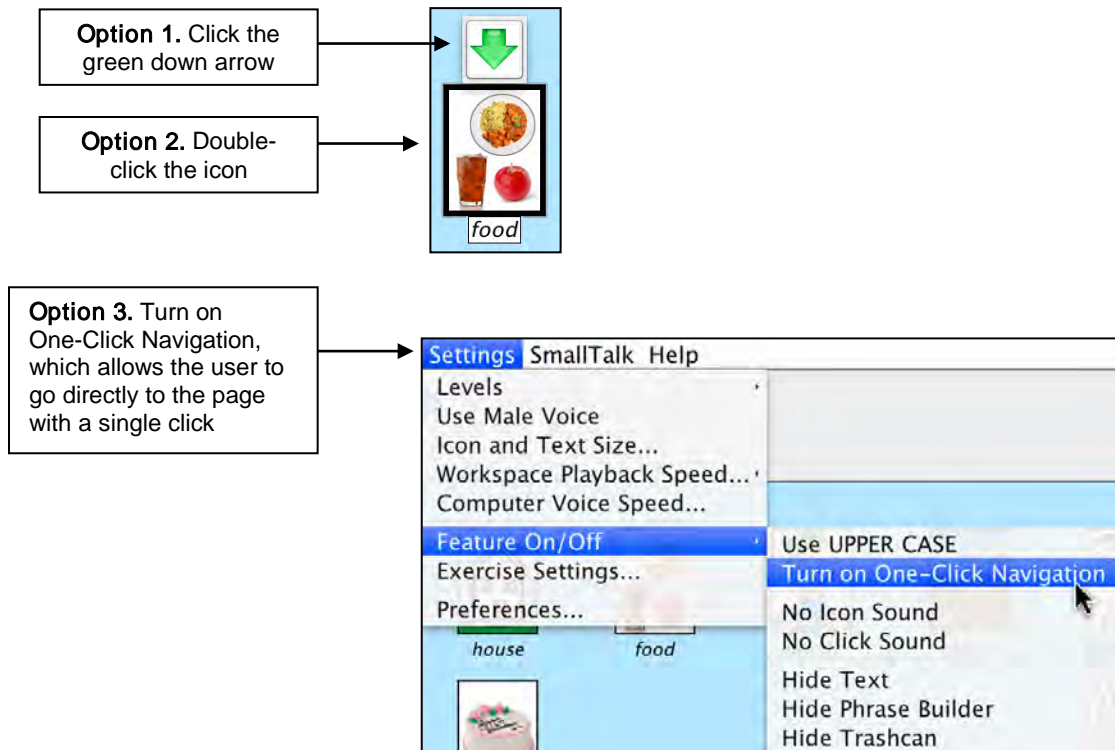


*The Lingraphica in Independent Level.*

Workspace

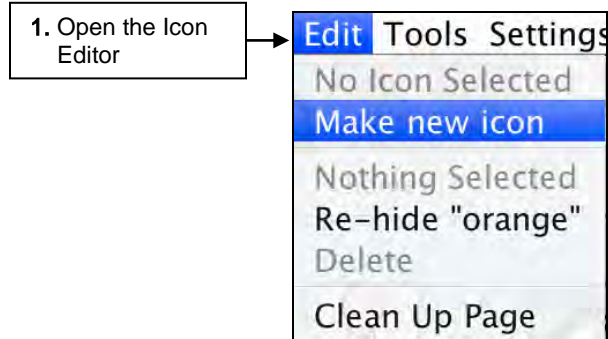
# Navigation Modes

There are several different ways to open a Lingraphica page.

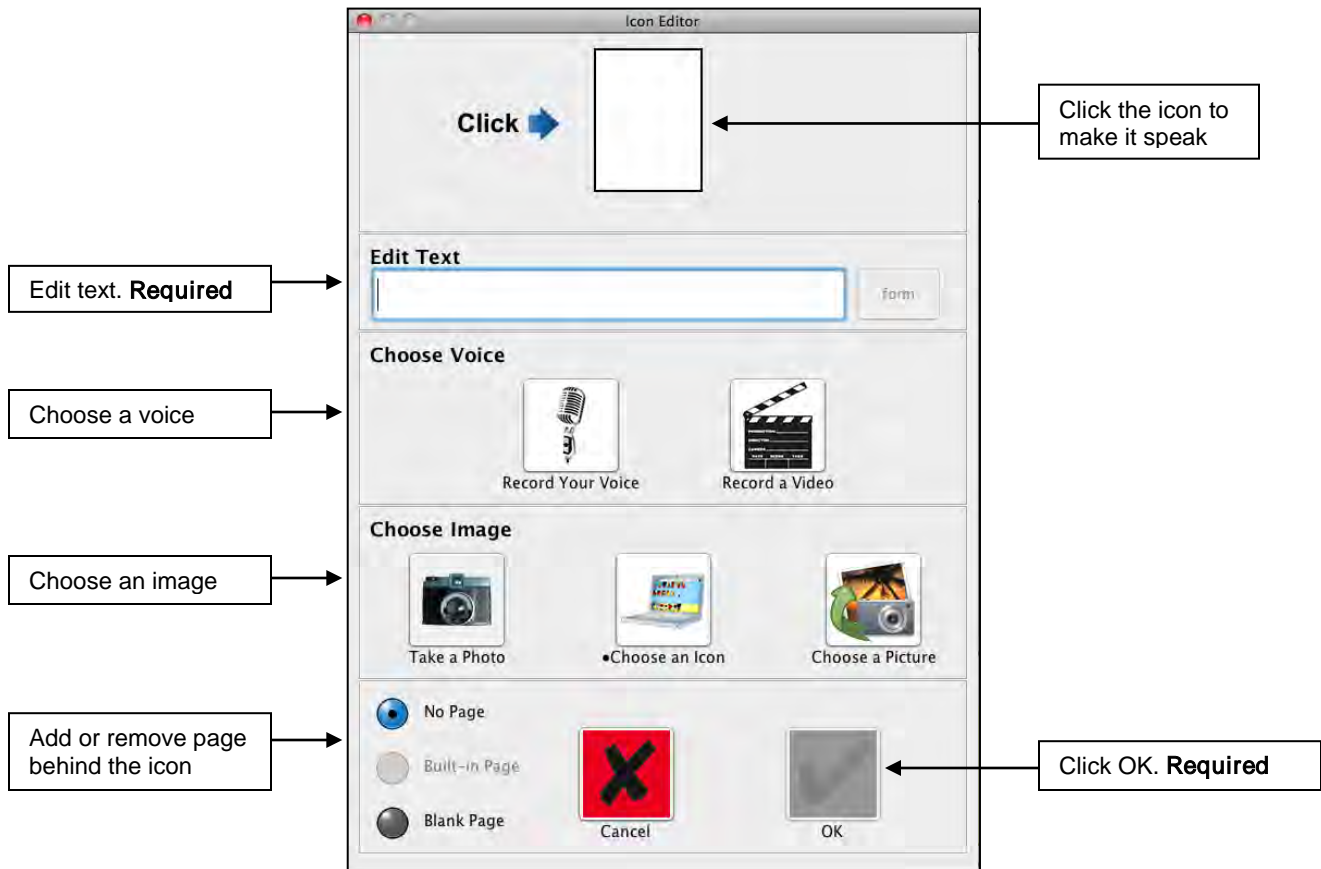




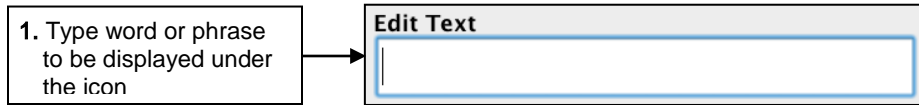
# Making New Icons and Pages



The Icon Editor is where you assign a name, image, and voice to the icon, and add or remove pages behind the icon. You can always go back and change these settings later.

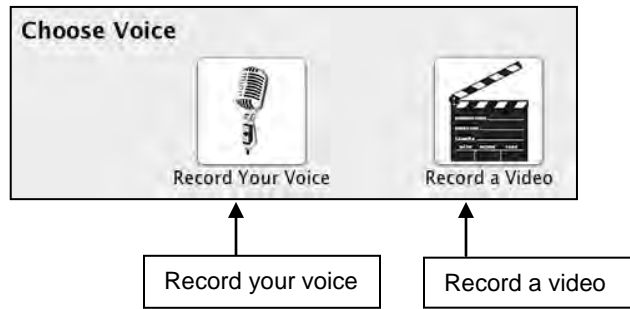


# Edit Text

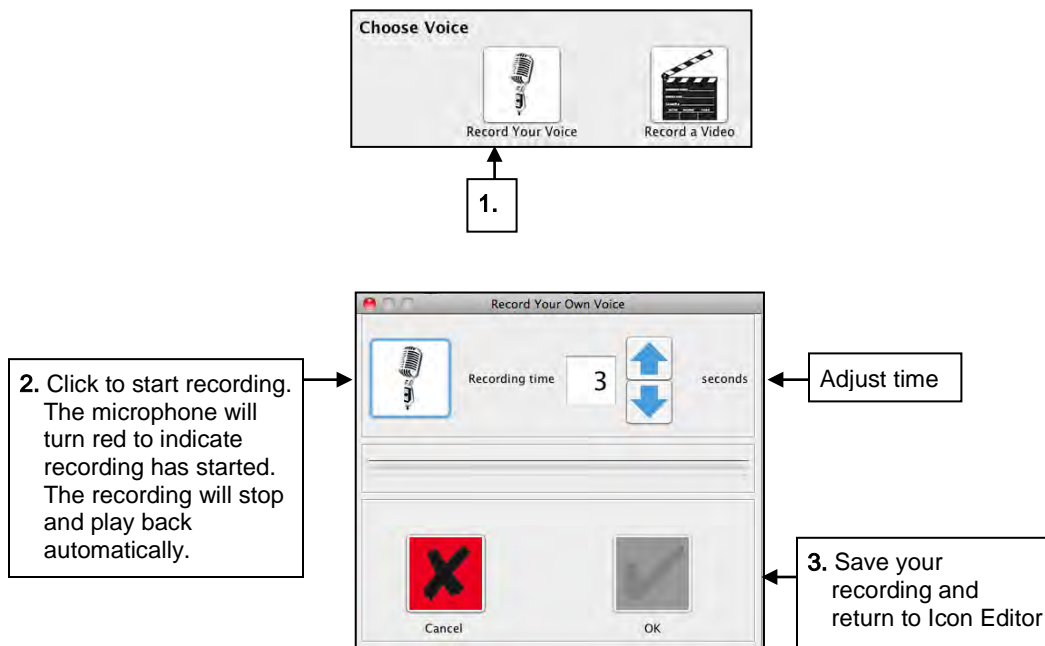


# Choose a Voice

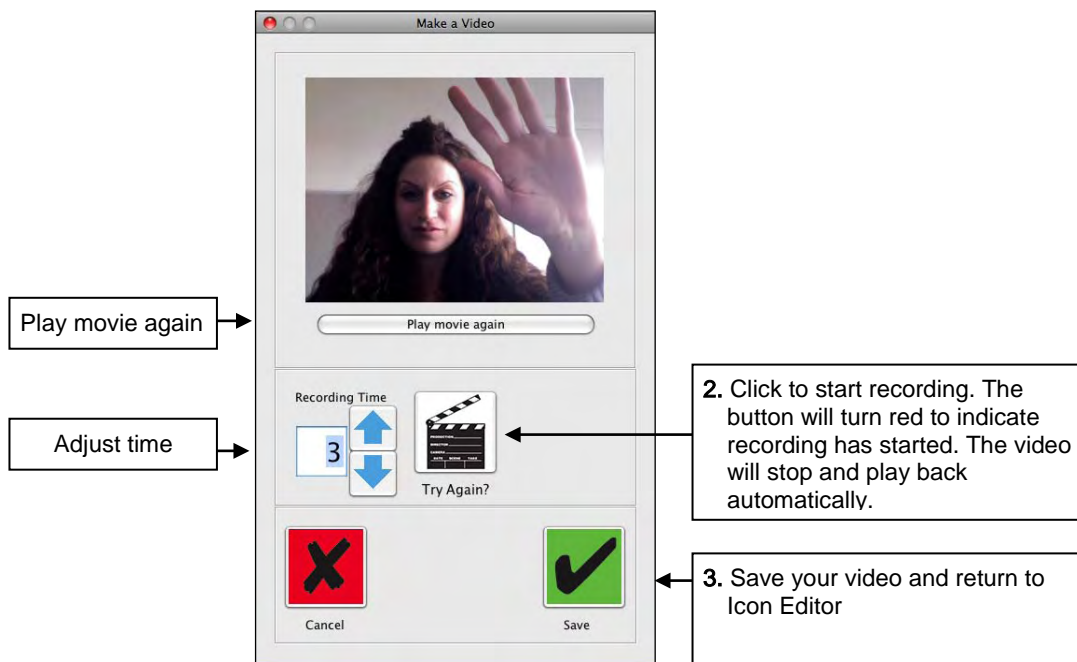
If you prefer not to use the computer voice, you can either record your own voice or make a video using the built-in camera.



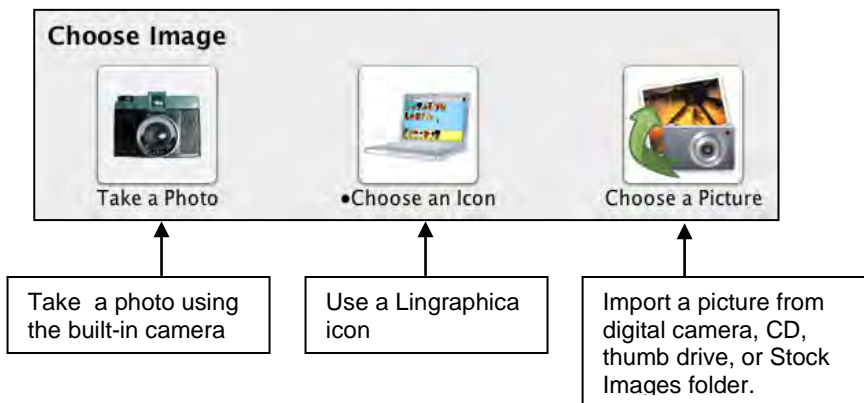
# Record your own voice



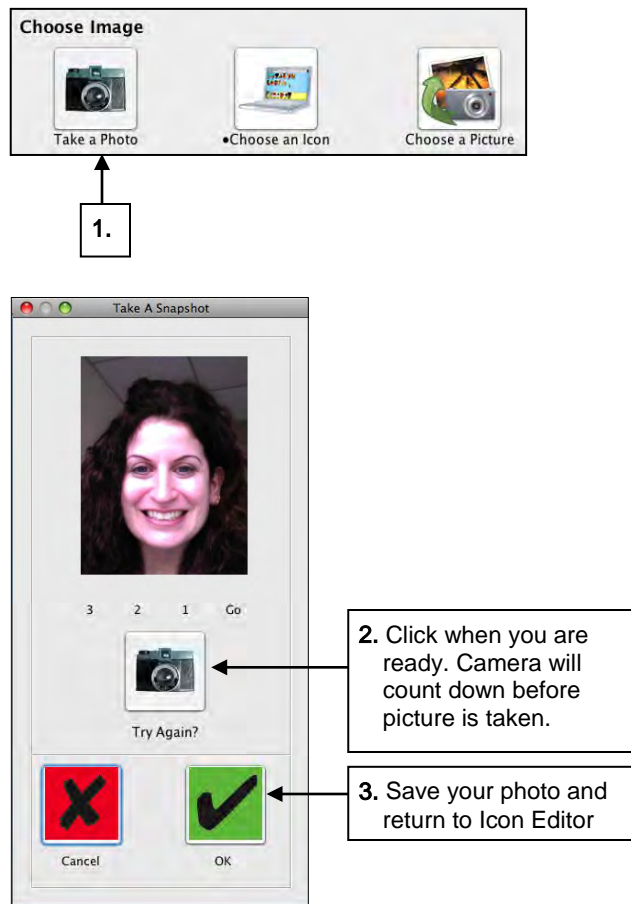
# Make a Video




# Choose an Image



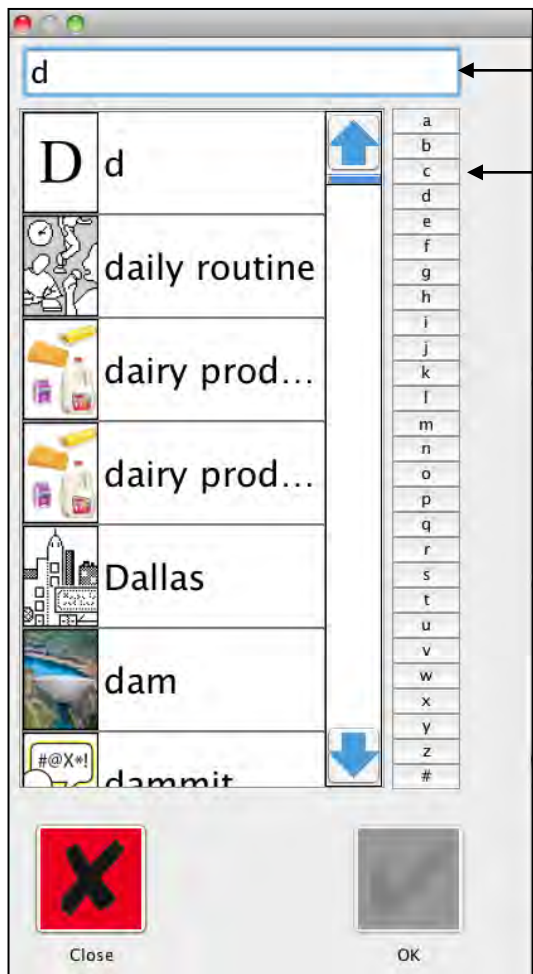
# Take a Photo



## Use a Lingraphica Icon



1.



The Lingraphica icon editor window shows a search for the letter 'd'. The search bar at the top contains 'd'. Below it, a list of icons and text is displayed, including 'D d', 'daily routine', 'dairy prod...', 'Dallas', 'dam', and 'dammit'. A vertical scroll bar is on the right side of the list. To the right of the scroll bar is a vertical list of letters from 'a' to 'z' and a '#' symbol. At the bottom of the window are 'Close' and 'OK' buttons.

2A. Type in the entire word or partial word  
OR  
2B. Click on a letter

3. Click on blue arrows to scroll through list

4. Save your icon and return to Icon Editor

# Use an Image from an Attached Digital Camera or a Saved Picture




Digital Camera



USB Thumb Drive

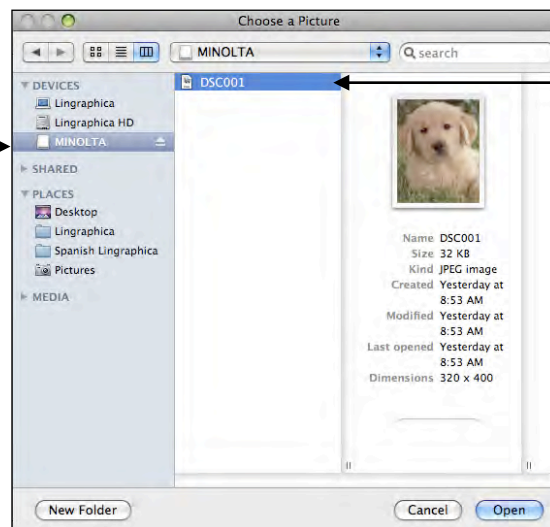


CD



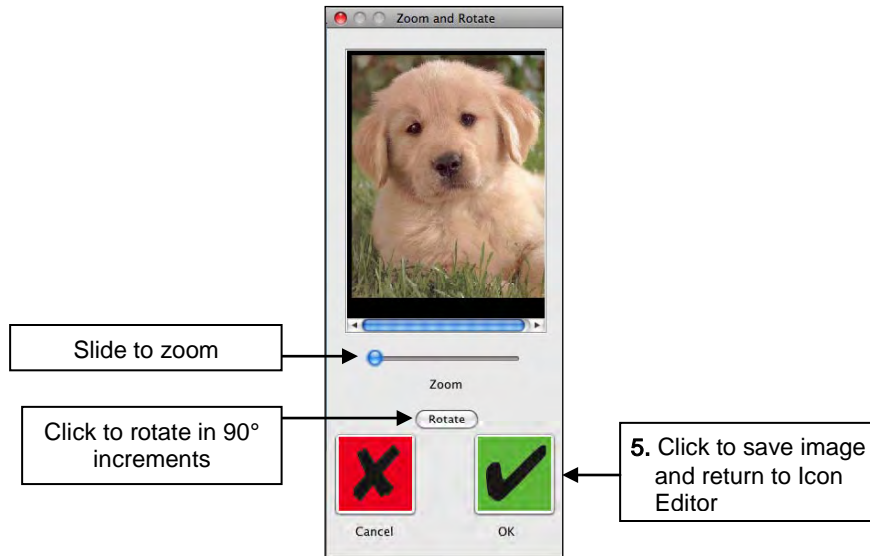
1.

2. Click on camera, thumb drive, or CD name. If the camera is missing, see the "Troubleshooting" section

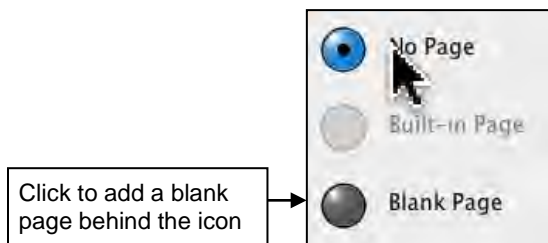


3. Click on picture

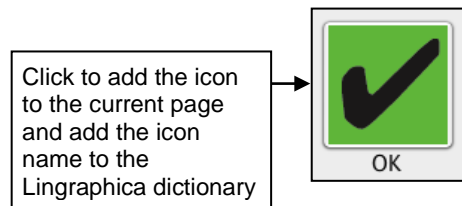
4.



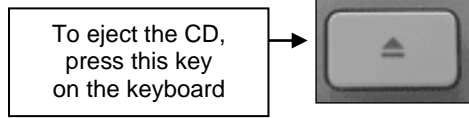
## Add or Remove Pages



## Save Your Changes



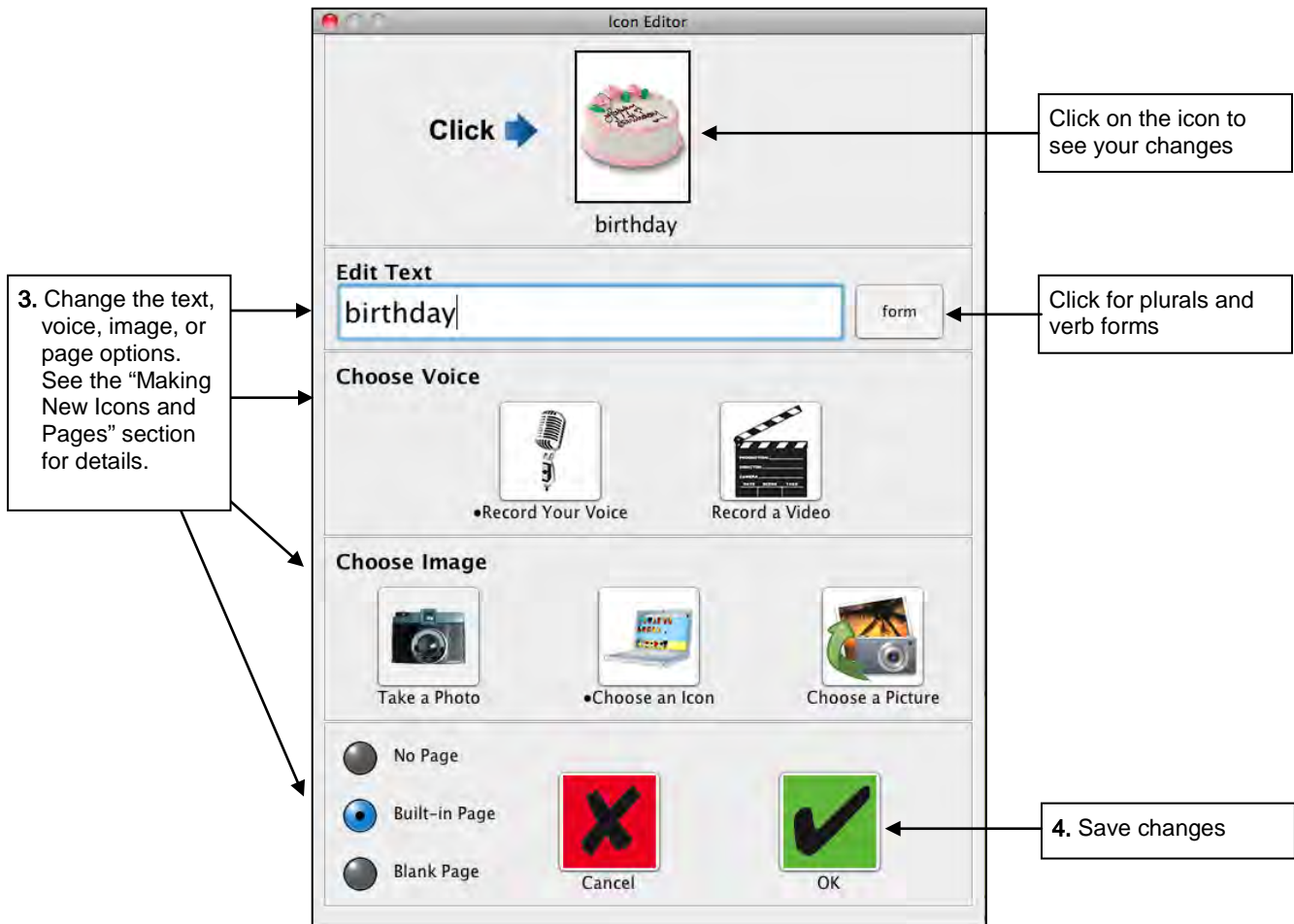
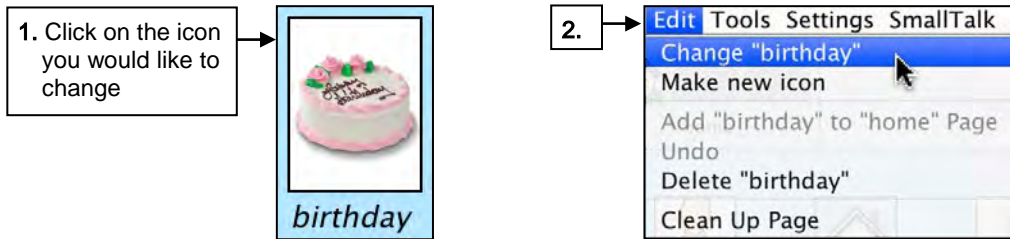
# Unplug Camera or Remove Thumb Drive or CD





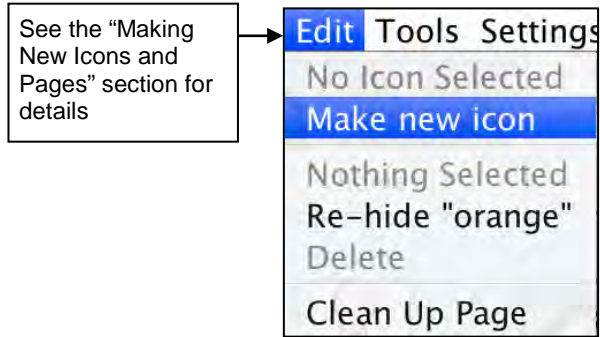
# Changing Icons and Pages

## Changing Icon Name, Image, Voice, or Page Options

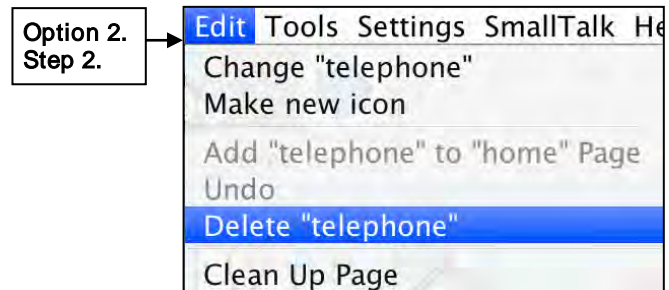
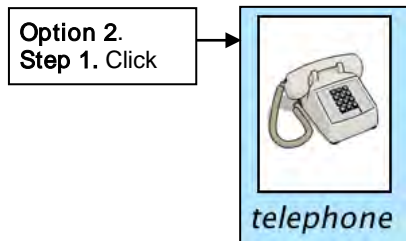
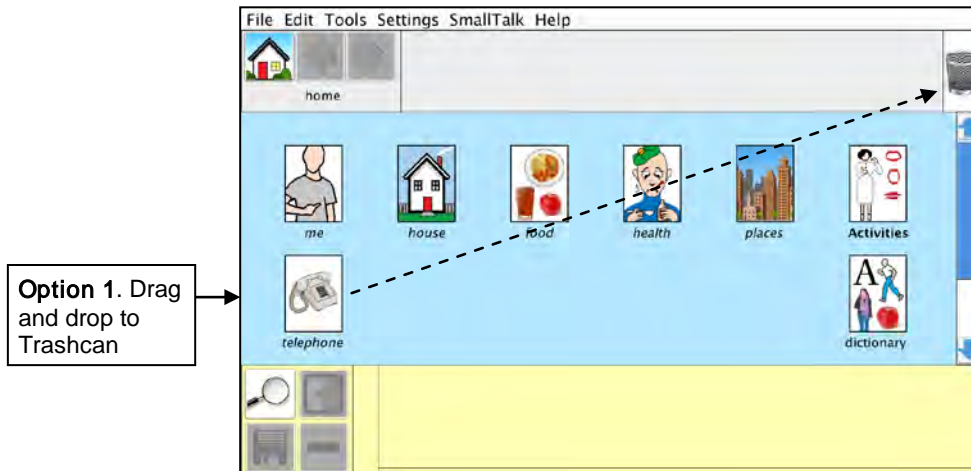


# Changing Pages

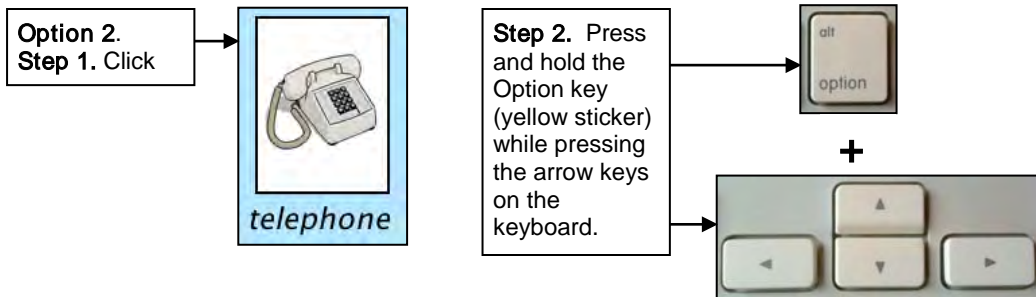
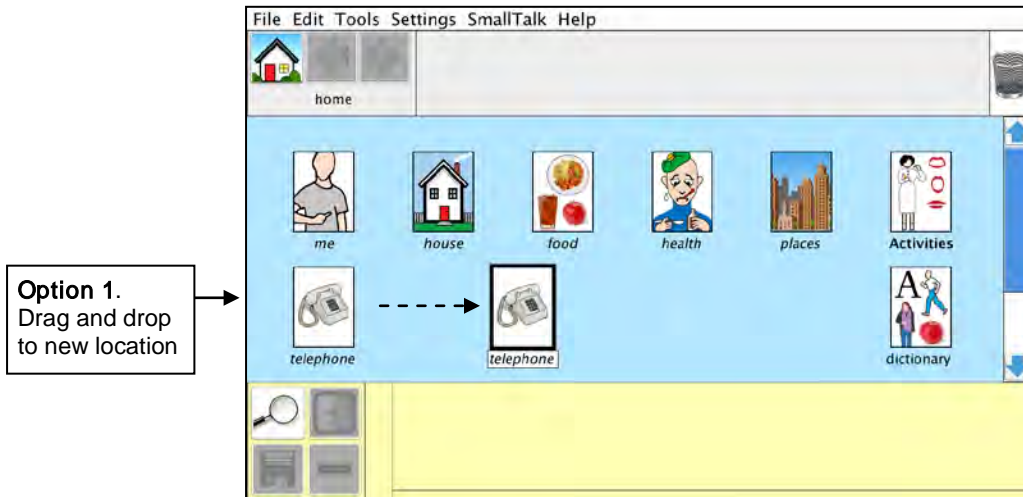
## Adding a new icon to a page



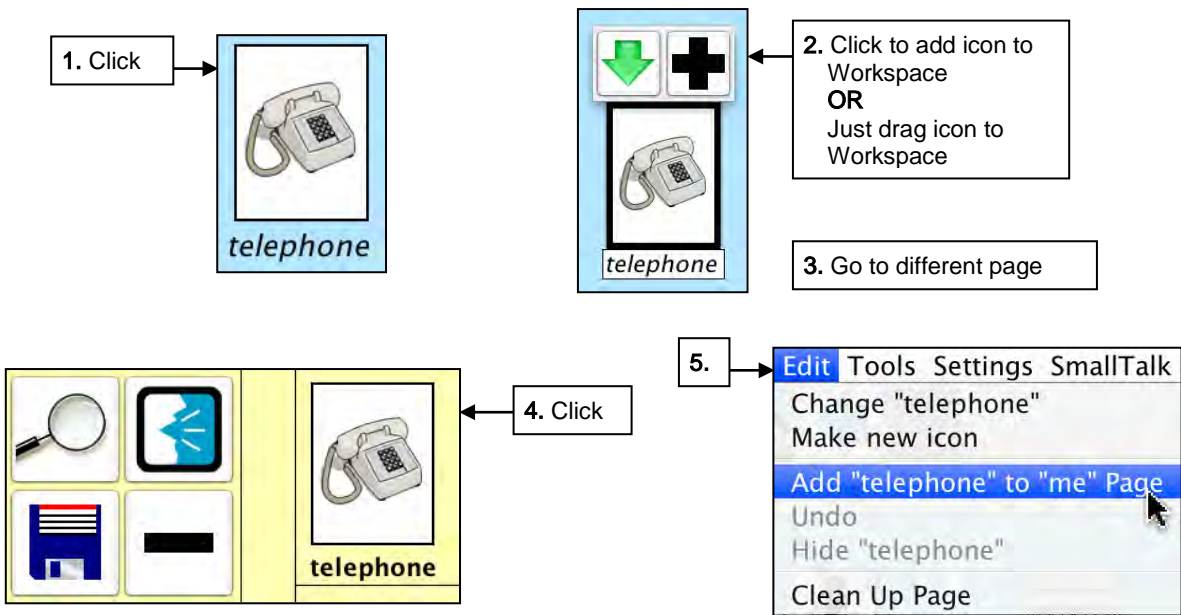
## Deleting an icon or phrase strip



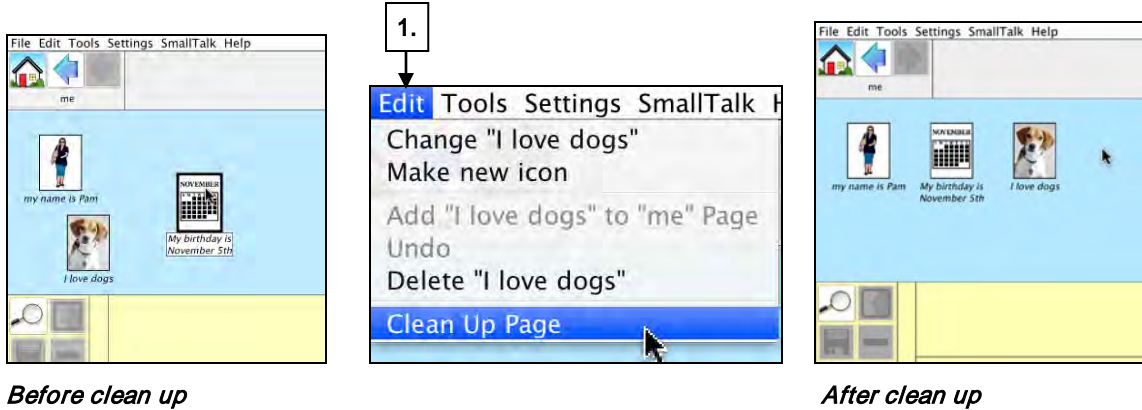
## Rearranging icons on the page



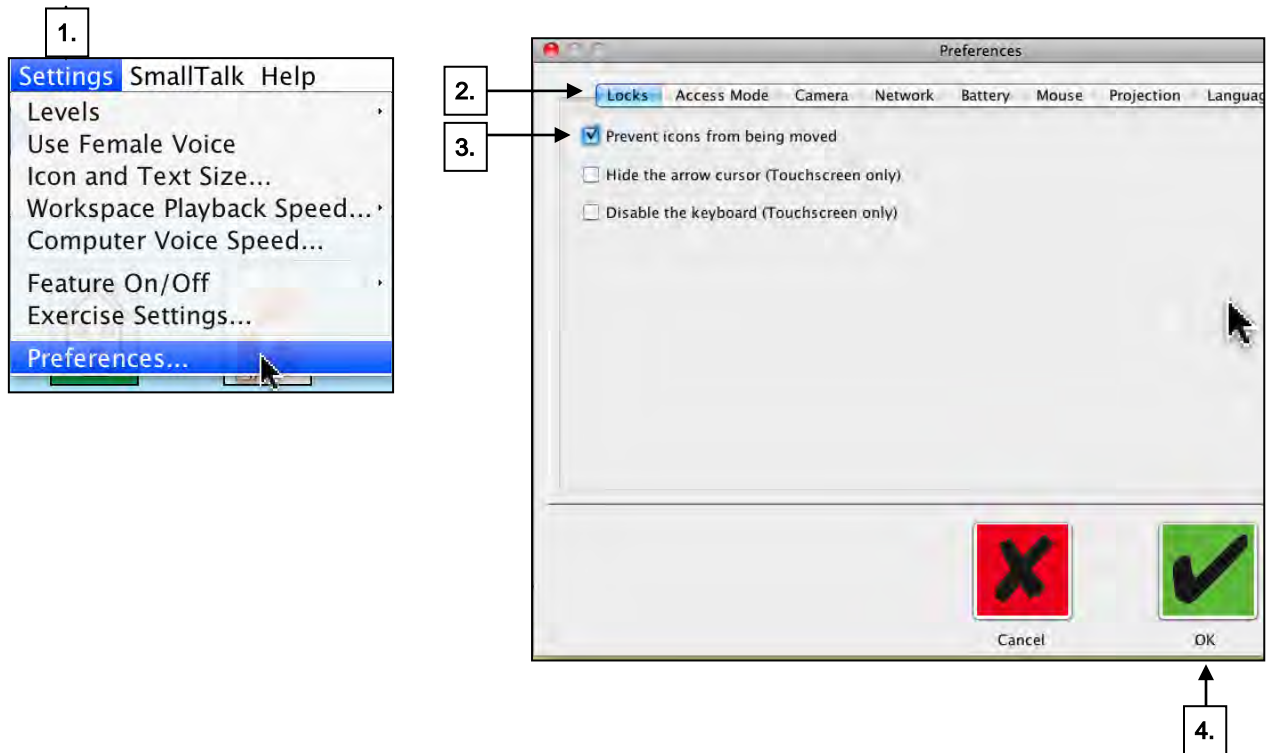
## Copying an icon to a different page



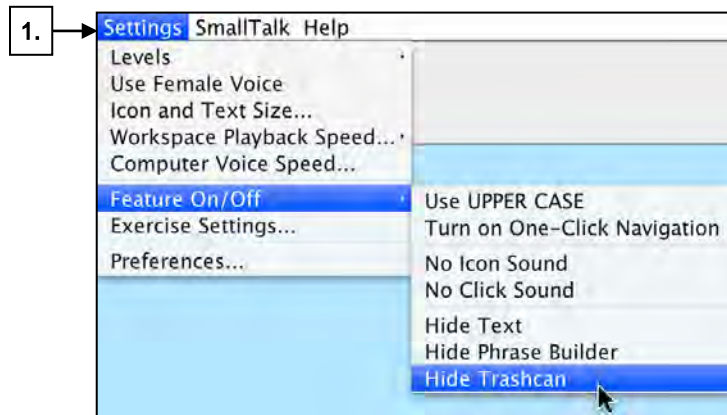
## Cleaning up a page



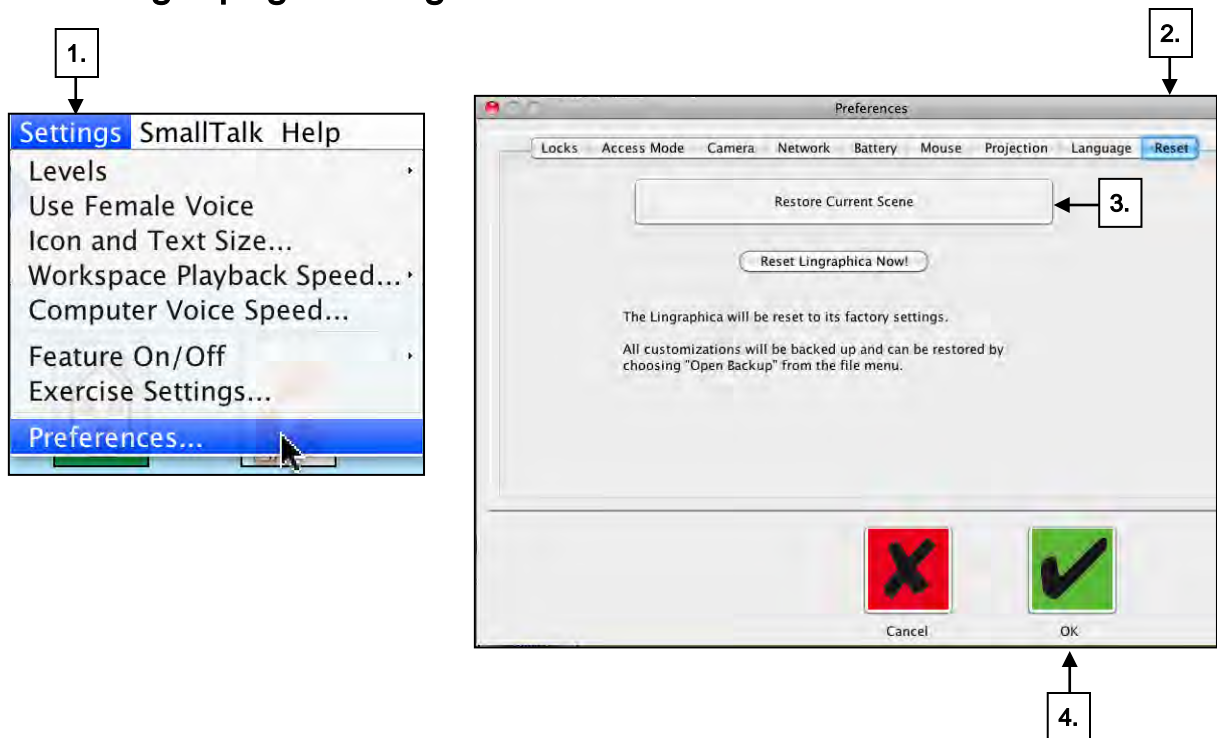
## Preventing icons from being moved



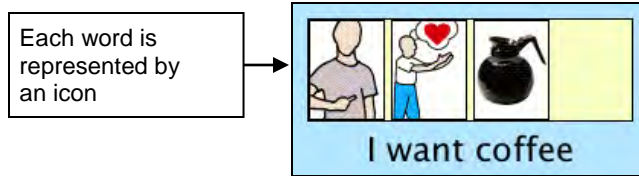
## Preventing icons from being dragged to Trashcan



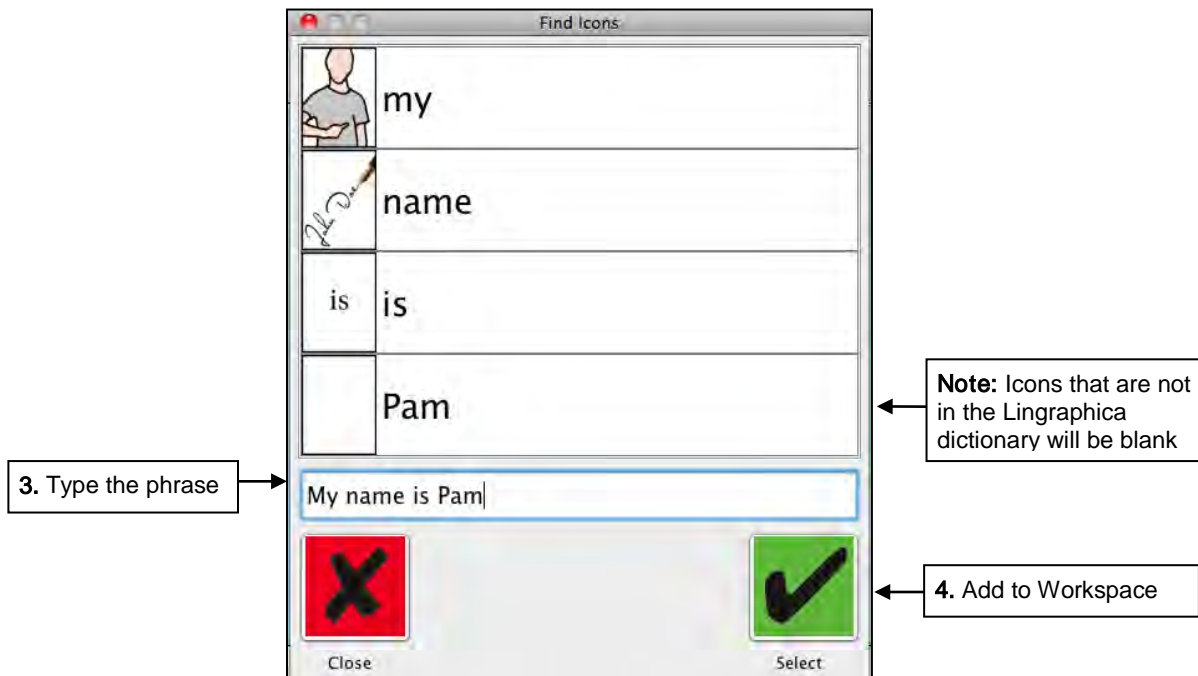
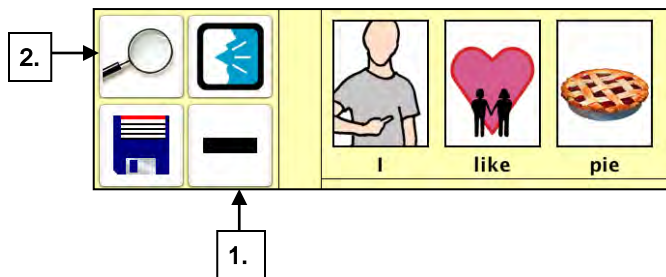
## Restoring a page to original content

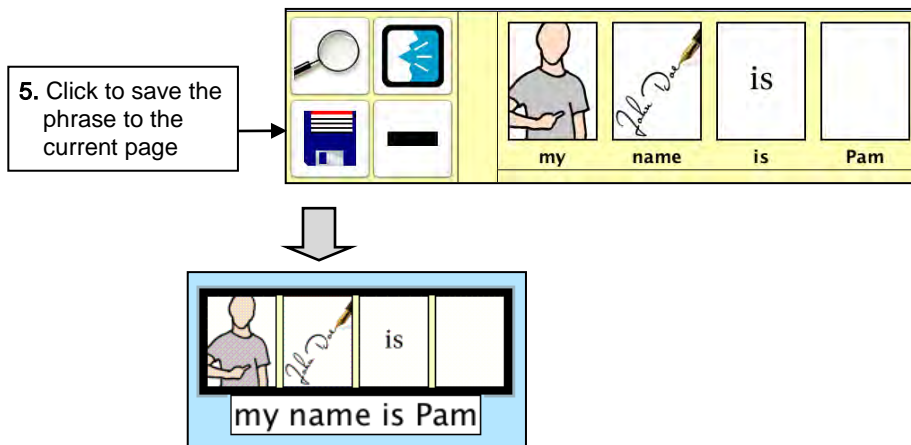


# Using Phrase Strips




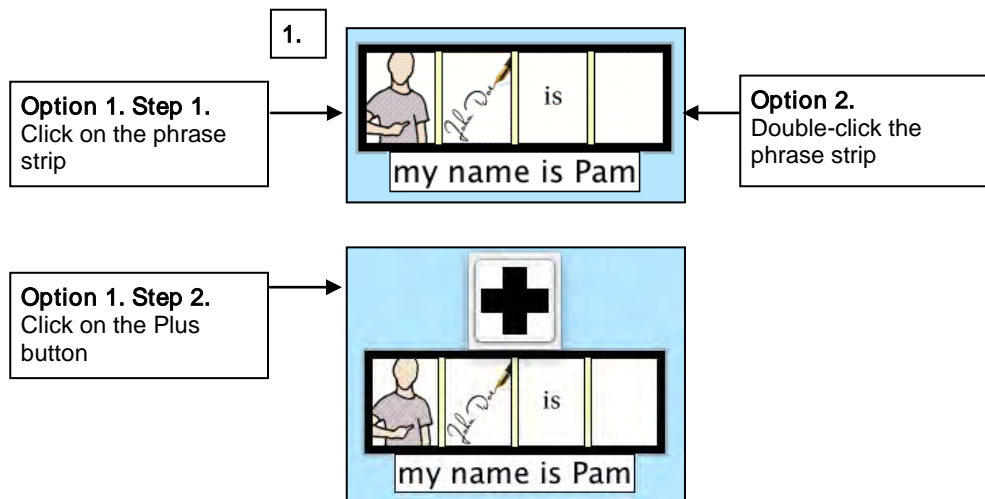
## Creating Phrase Strips by Typing

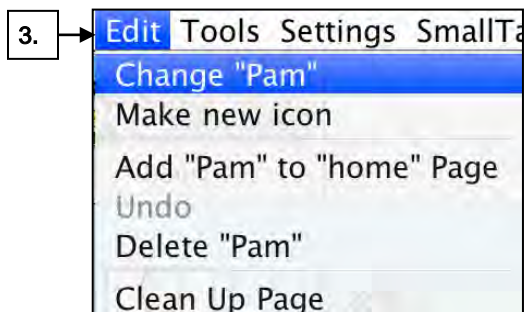




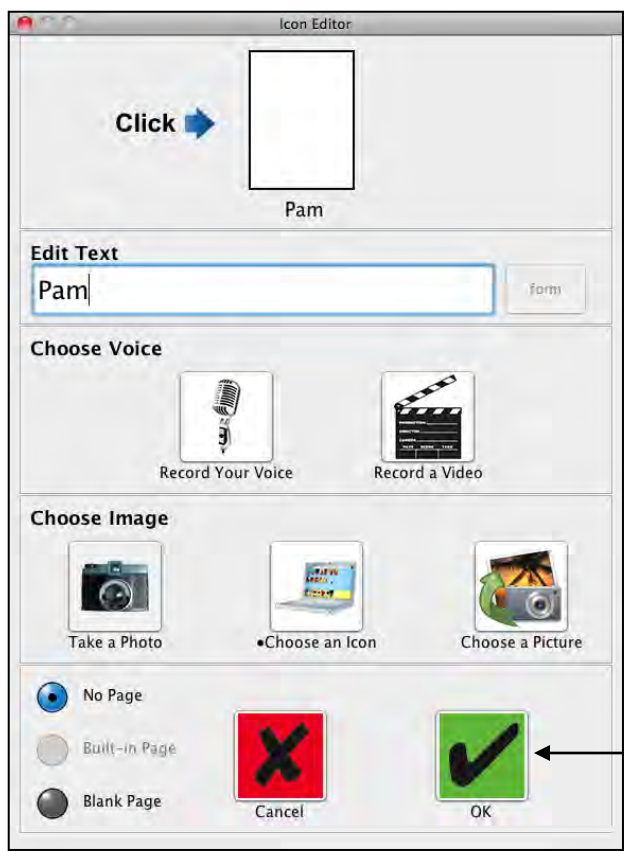
## Changing Phrase Strips

### Changing icons in a phrase strip



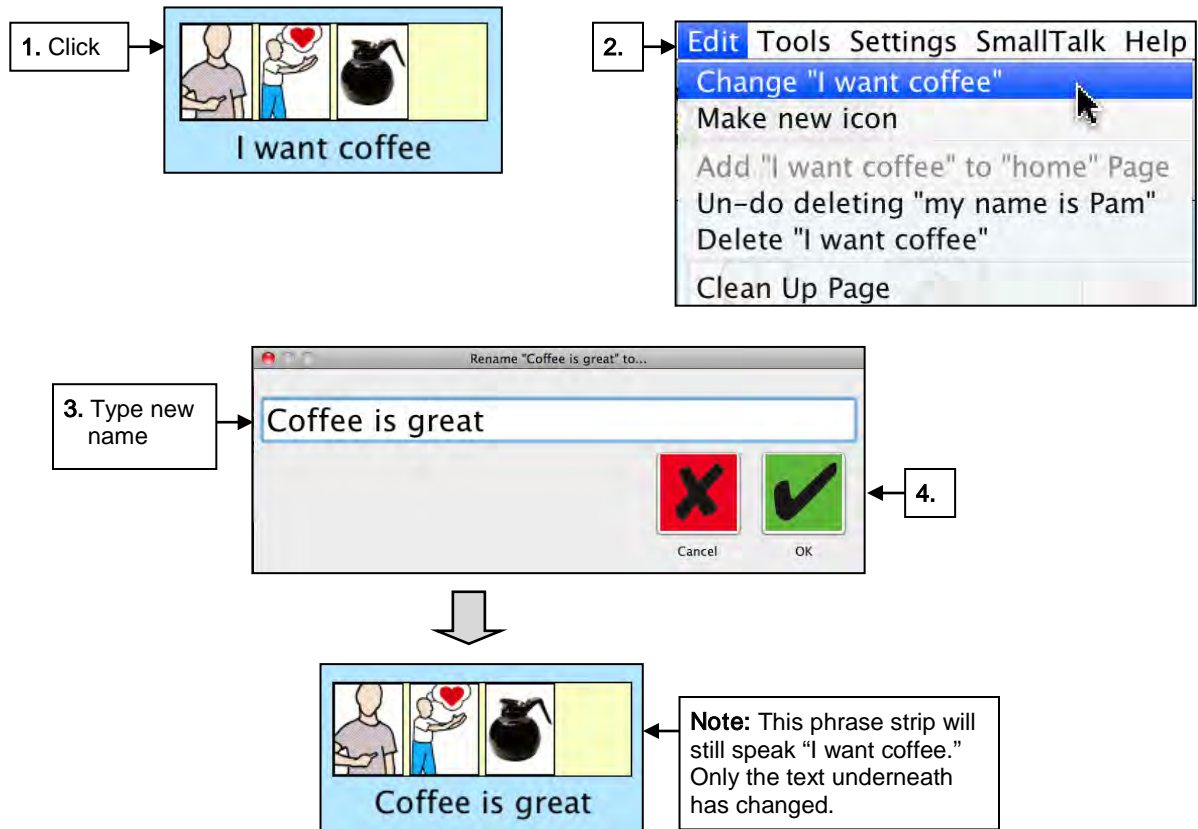


4. Change the text, voice, image, or page options. See the "Making New Icons and Pages" section for details.

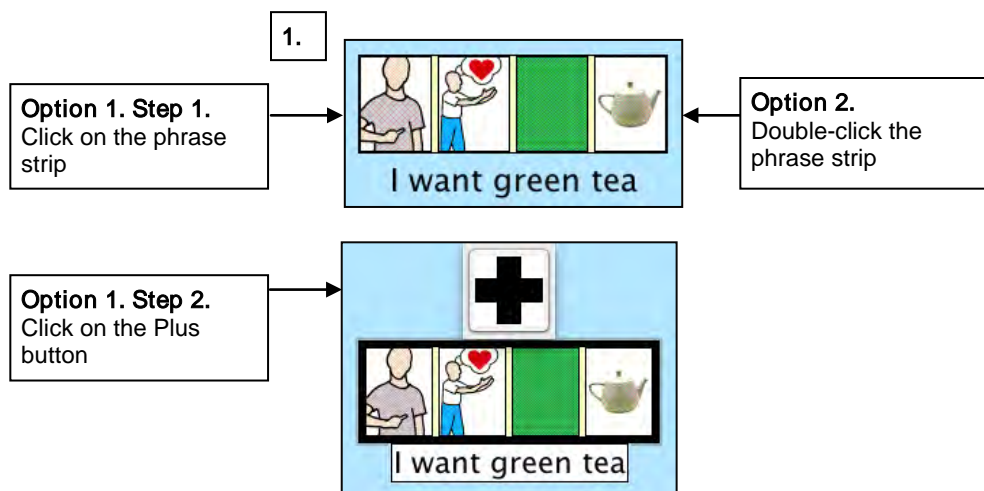


5. Click to save your changes to the phrase strip in the Picture Gallery

## Changing only the phrase name

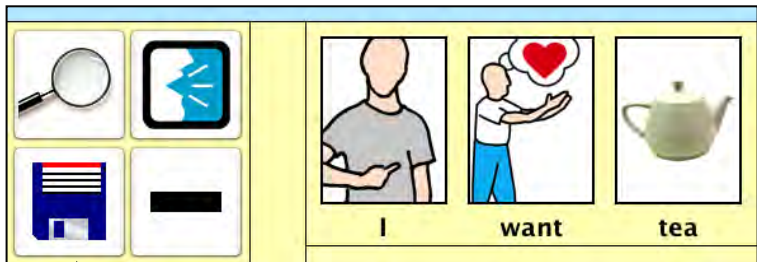
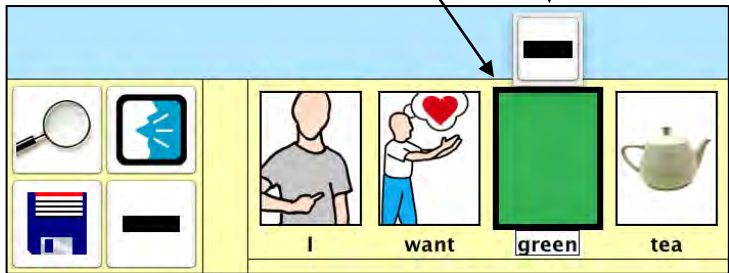


## Deleting an icon from a phrase strip



2. Click on the icon you want to delete

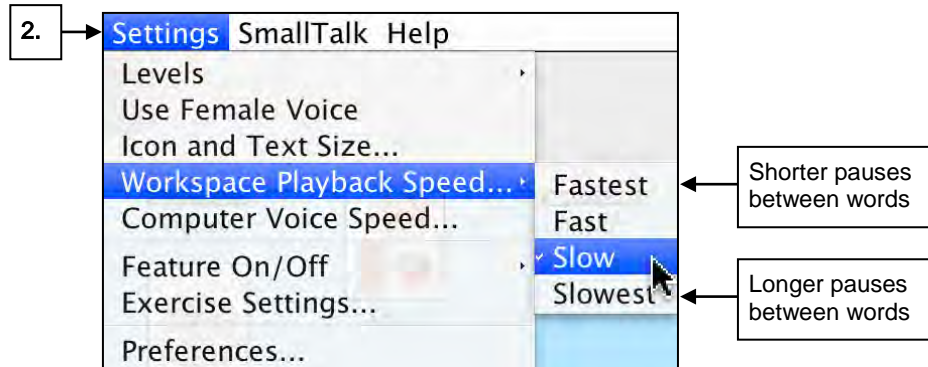

3. Click on the Minus button



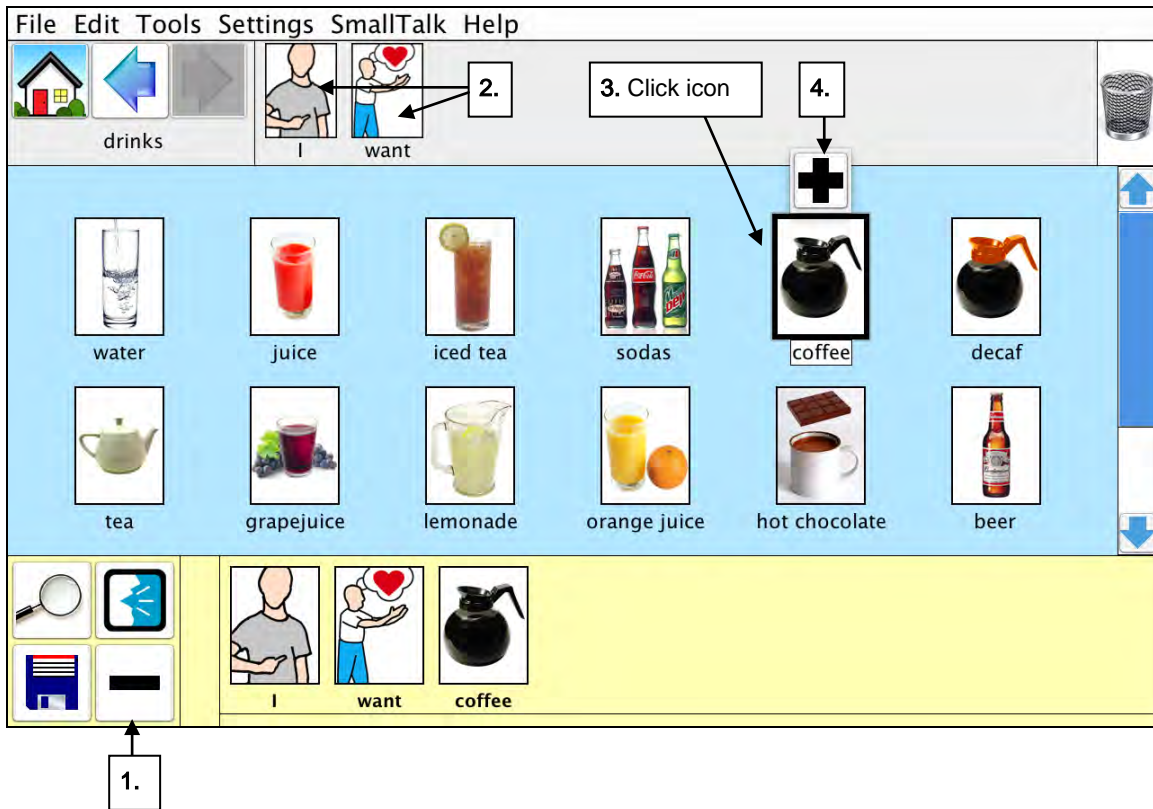
4.



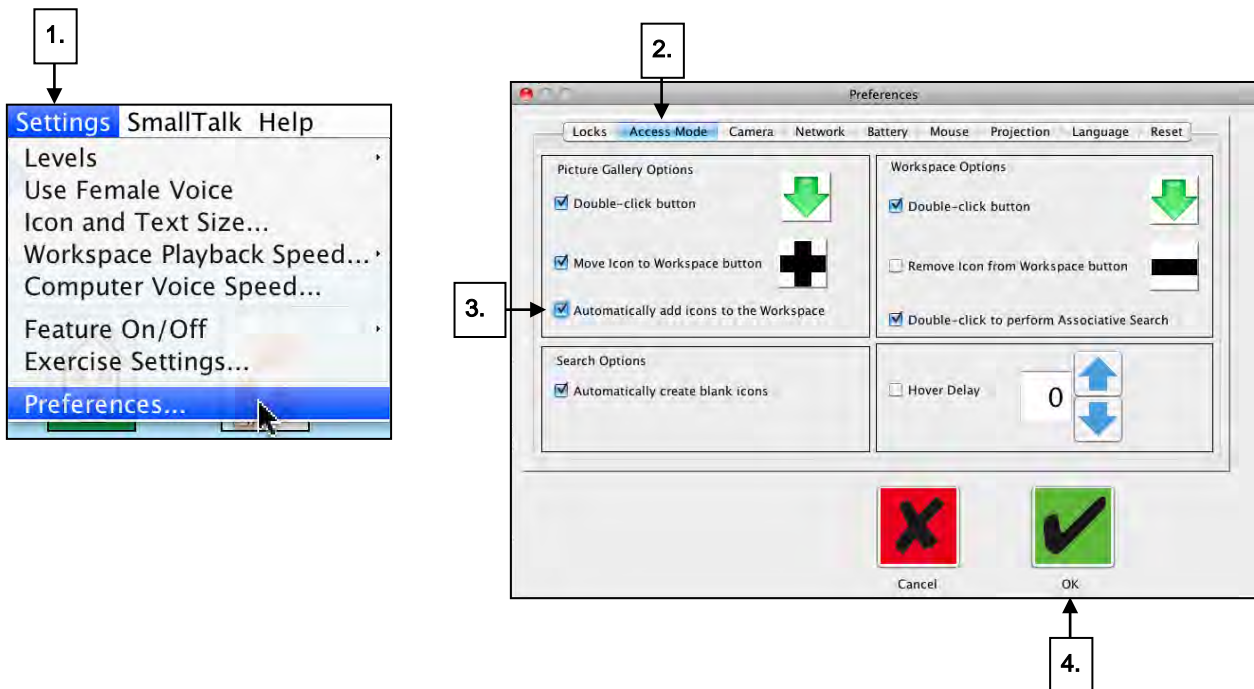
## Changing Workspace Playback Speed



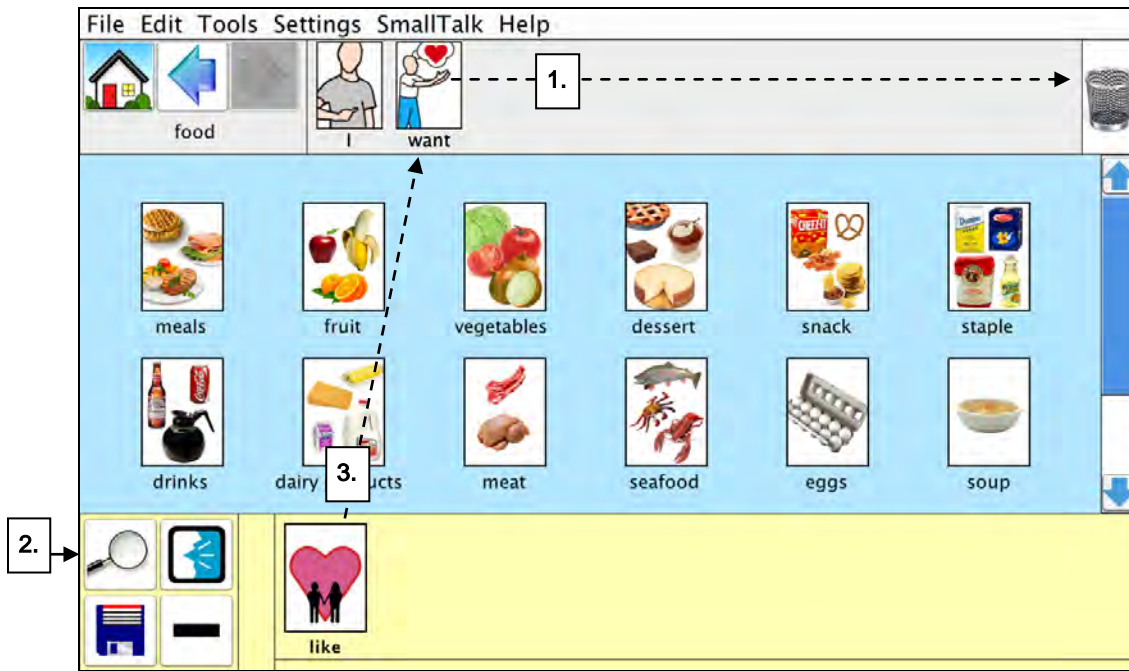
# Creating Phrase Strips without Typing




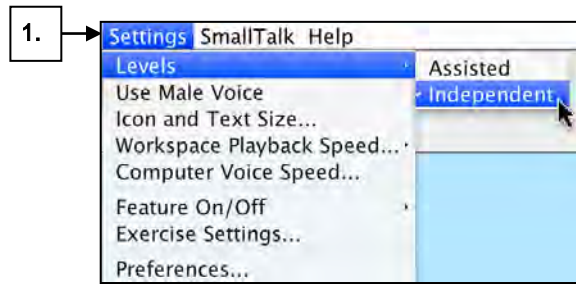
**Alternate Method:** Skip Step 4 by turning on a setting that automatically adds icons to the Workspace simply by clicking on them.



# Changing Phrase Builders

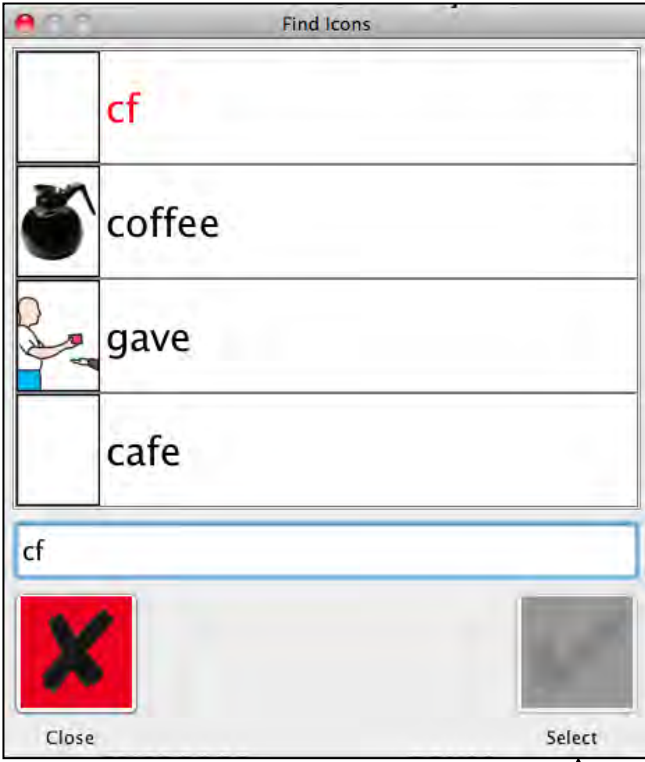


# Searching for Icons



3. Type a word. Here, I want "coffee" but I can't spell well.

4. Click



The 'Find Icons' dialog box is shown. It has a search input field at the top containing 'cf'. Below the input field is a list of search results. The first result is 'coffee' with a coffee pot icon. The second result is 'gave' with an icon of a person handing something. The third result is 'cafe' with a blank icon. At the bottom of the dialog, there is a 'Close' button with a red 'X' icon and a 'Select' button with a magnifying glass icon.

You always get what you type

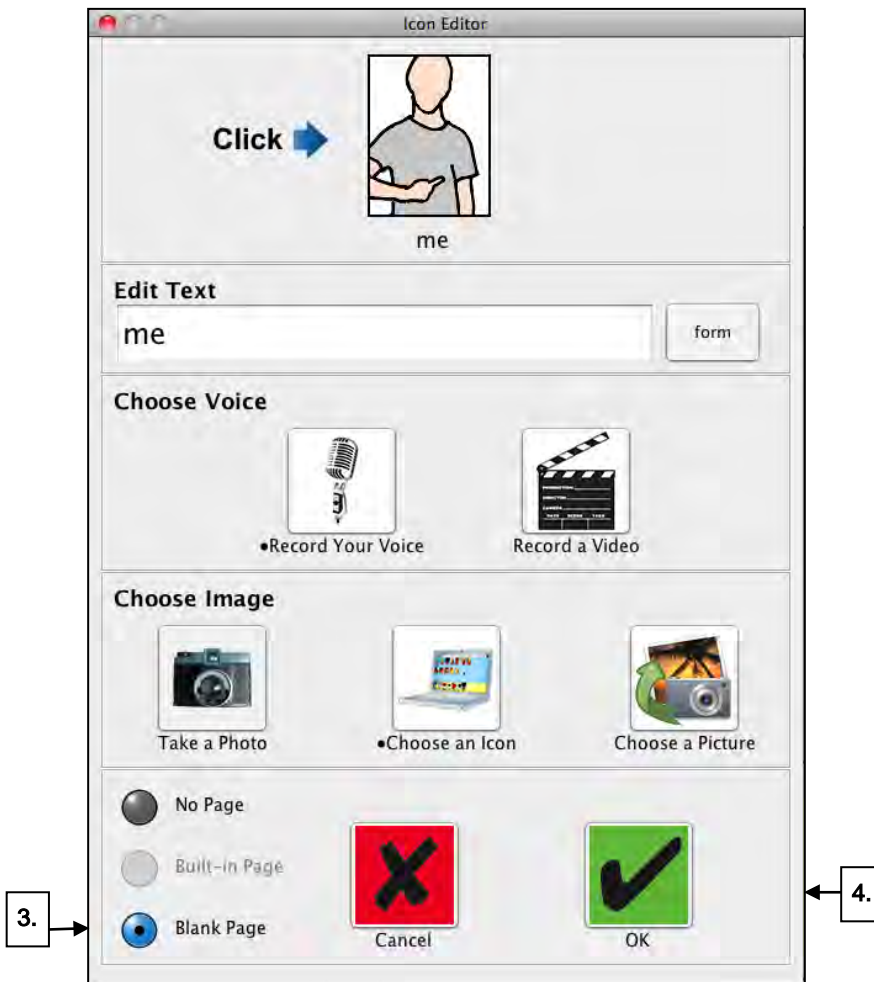
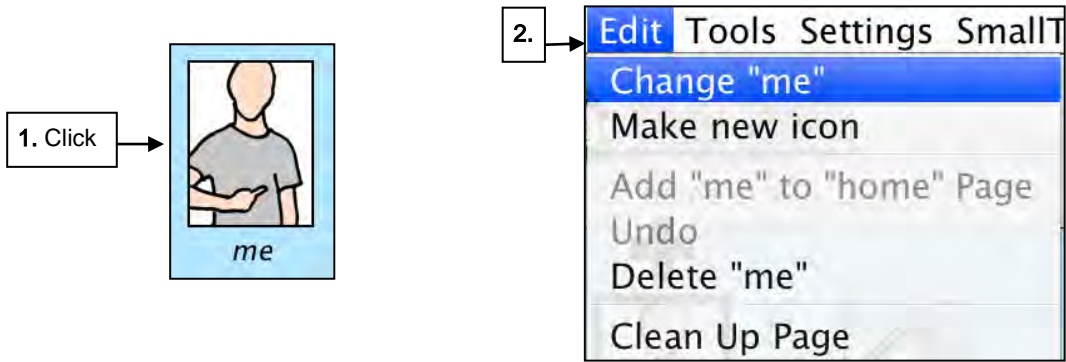
Spell help based on sound of word

Blank icon means it's not in the Lingraphica dictionary

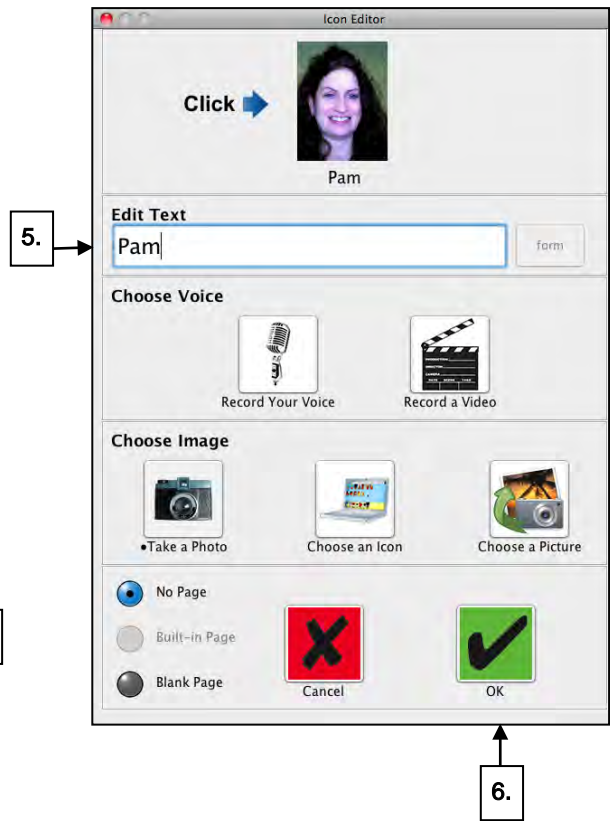
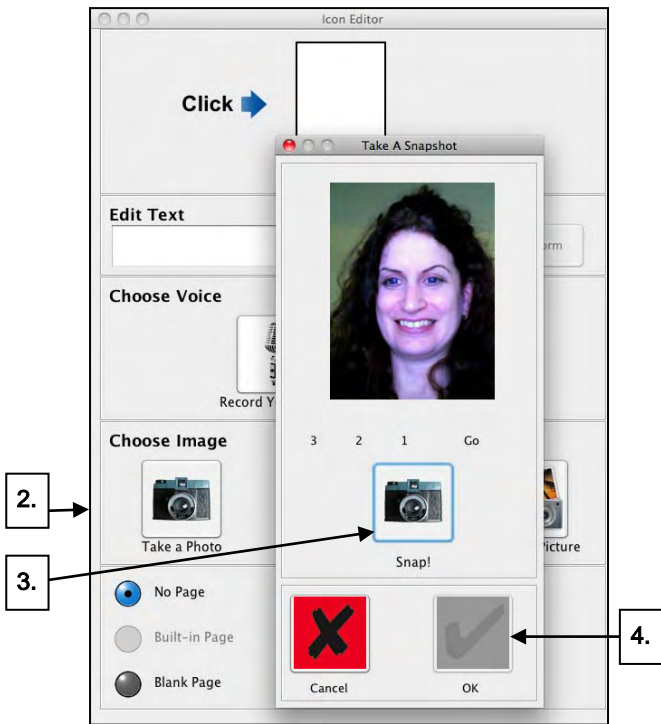
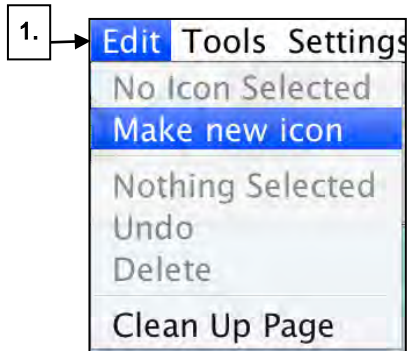
5. Click to put icon in the Workspace

# Example – Making a “Me” Page


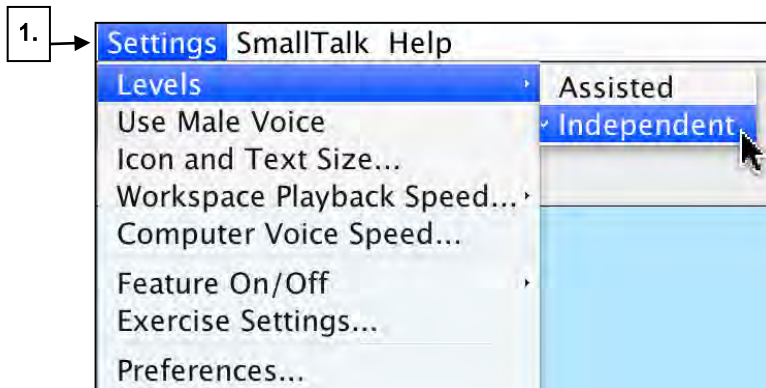
Put a Blank Page behind the “Me” Icon



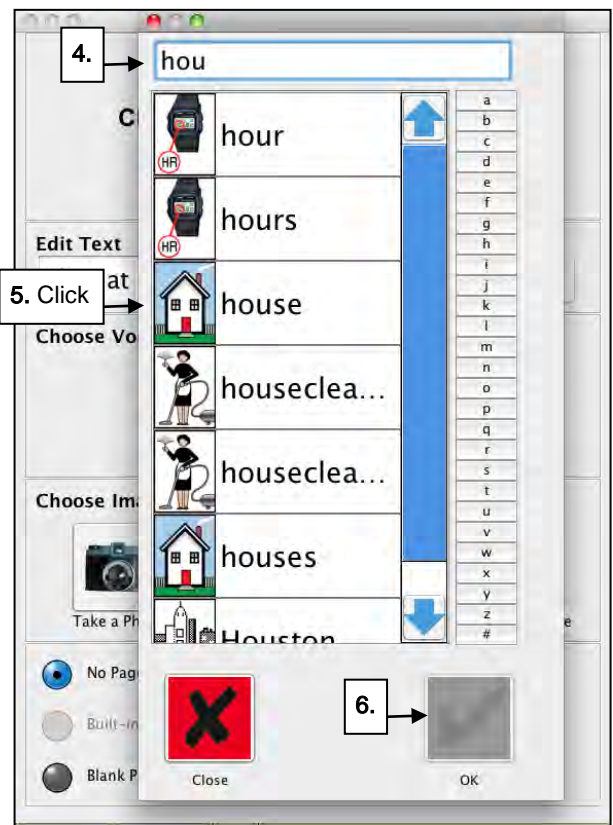
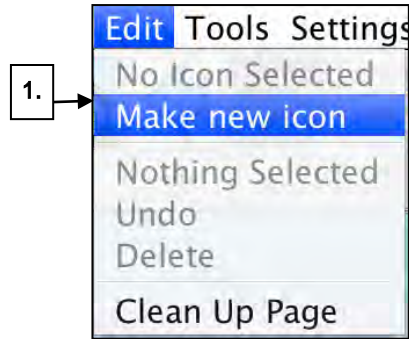
# Add My Photo to the "Me" Page




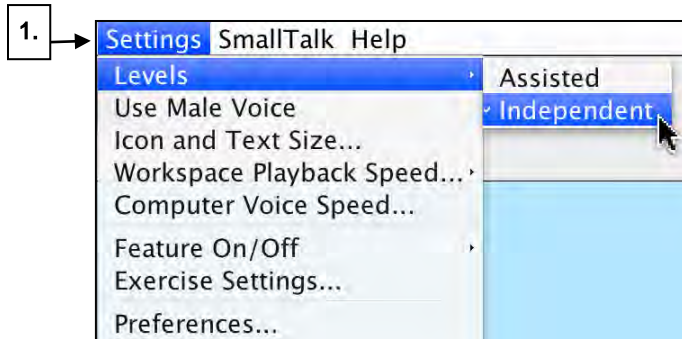
# Make "My Name Is Pam" Phrase Strip



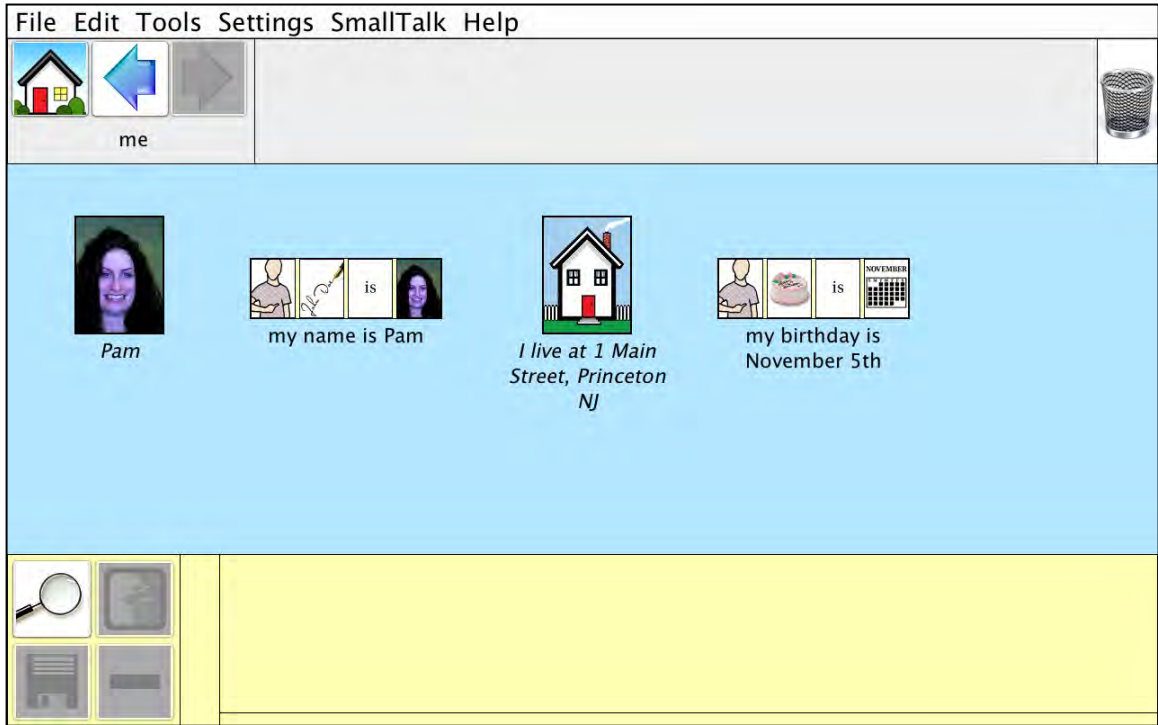
# Add My Address to “Me” Page on a Single Icon



# Add My Birthday to “Me” Page as a Phrase Strip



# Final "Me" Page

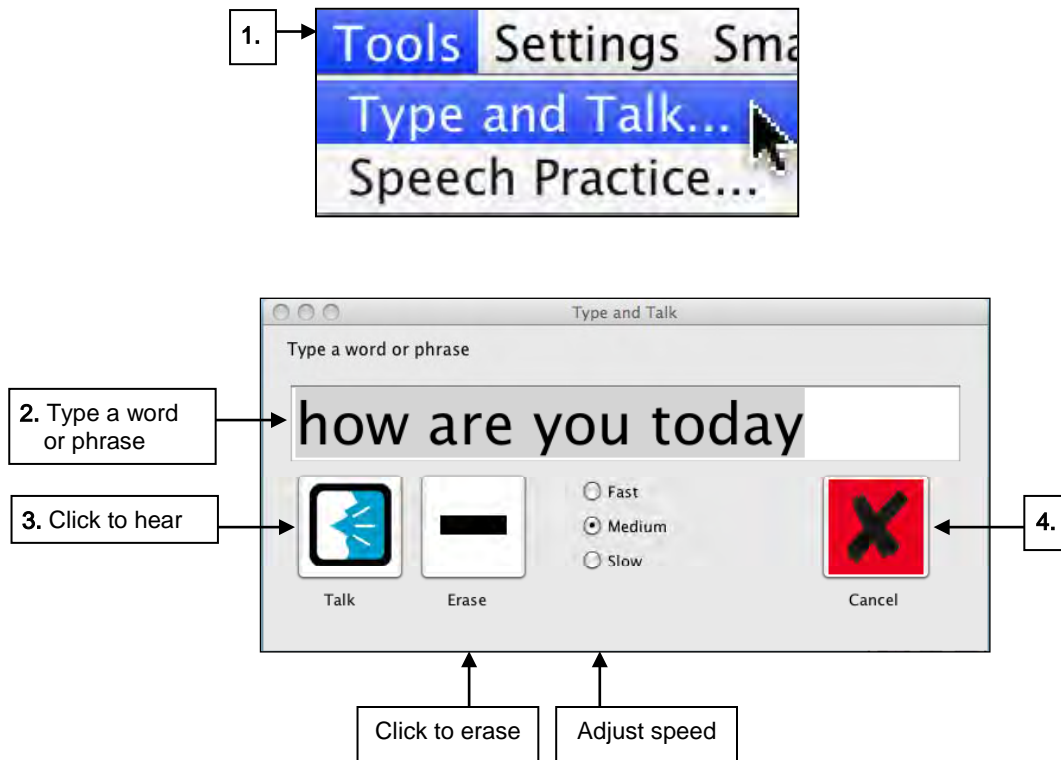




# Using Tools

---

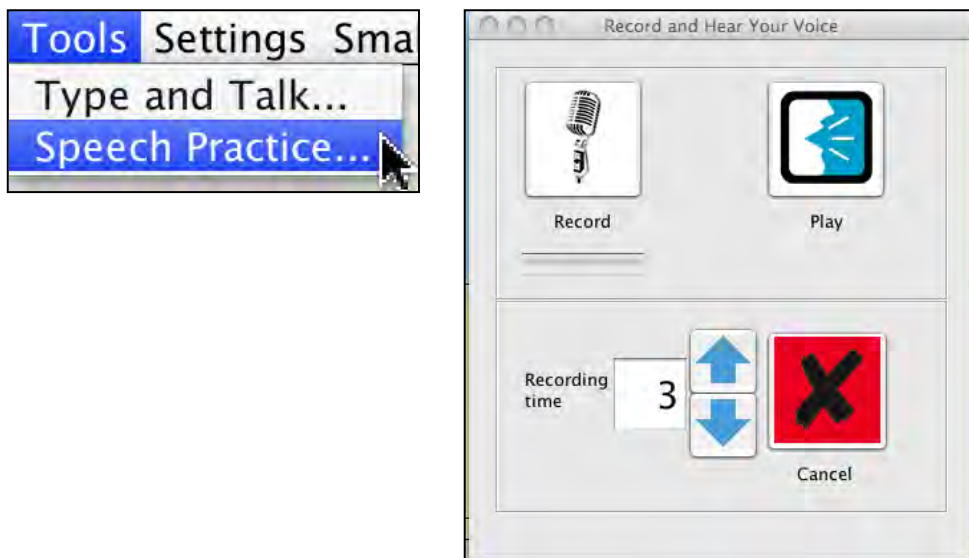
## Type and Talk



# Speech Practice

Speech Practice is a great way for users to hear and monitor their own speech. The Lingraphica will speak a word or phrase and then record the user repeating the same word or phrase. The user plays back the recording and compares his or her speech to the Lingraphica voice.

1. Open the Tools menu and select Speech Practice. The Record and Hear Your Voice window will appear in the bottom right-hand corner of the screen.



2. Click on an icon in the Picture Gallery. The Lingraphica will simultaneously speak the icon and begin recording. (While it is recording, the Record button will be red.)
3. Repeat the word after the Lingraphica says it. The recording automatically stops and then plays back both the Lingraphica voice and your recorded voice.
4. To hear the recording again, click the Play button. Adjust the recording time to allow enough time to speak comfortably.
  - You can navigate to other pages to practice with other icons.
  - You can also record yourself without being prompted by the Lingraphica; just click the Record button.
  - When you are done, click Cancel and the window will disappear.

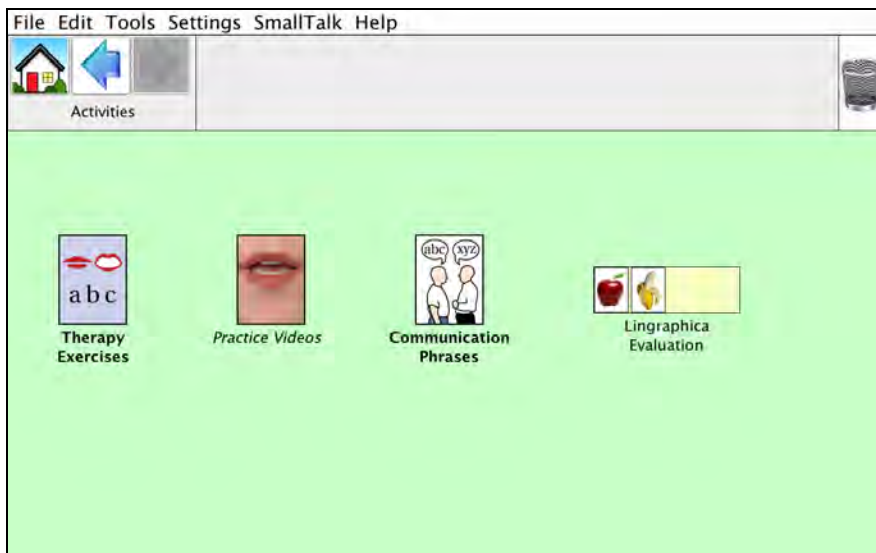
**Note:** Speech Practice only works on icons. If you click on a phrase strip, a video, or the Speak button in the Workspace, recording will not begin.

# Using Activities

Practice Materials are included with the Lingraphica to help users practice particular communication areas. To open the Practice Materials, double-click on the Activities icon on the Home Page.

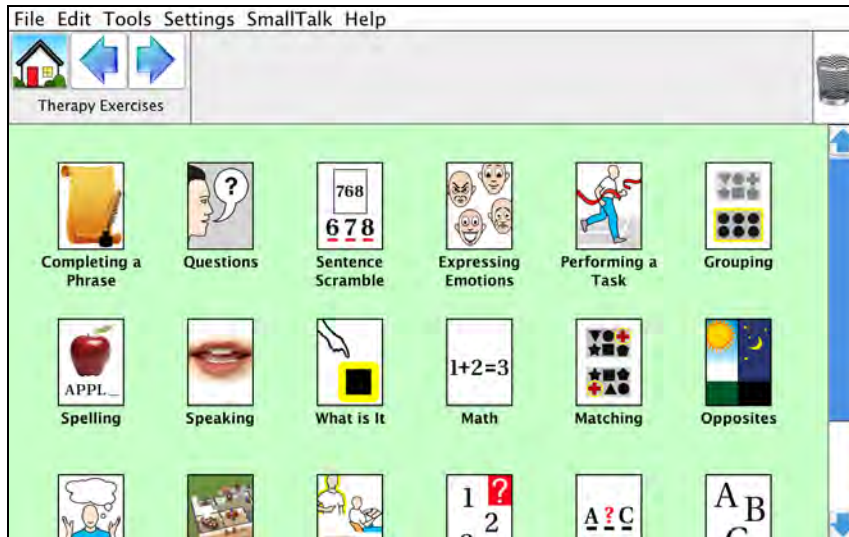


Each icon contains different types of Practice Materials — Therapy Exercises, Practice Videos, and Communication Phrases.

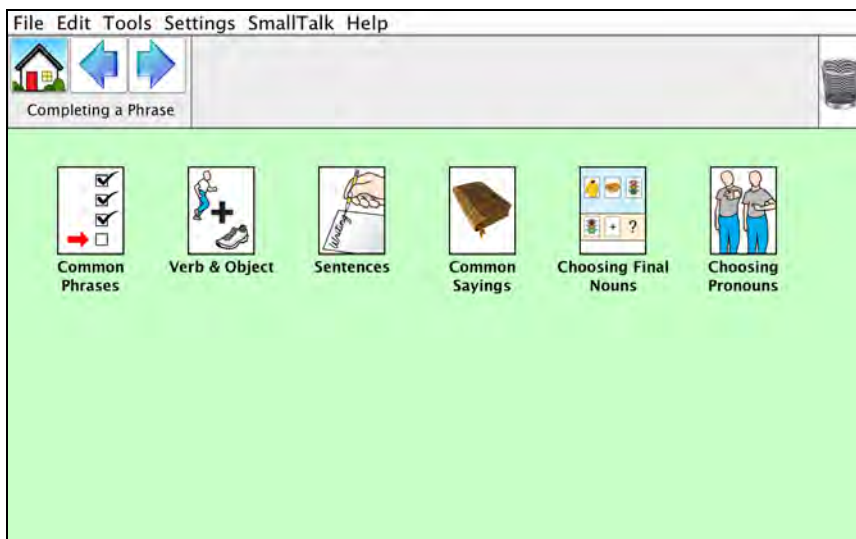


# Therapy Exercises

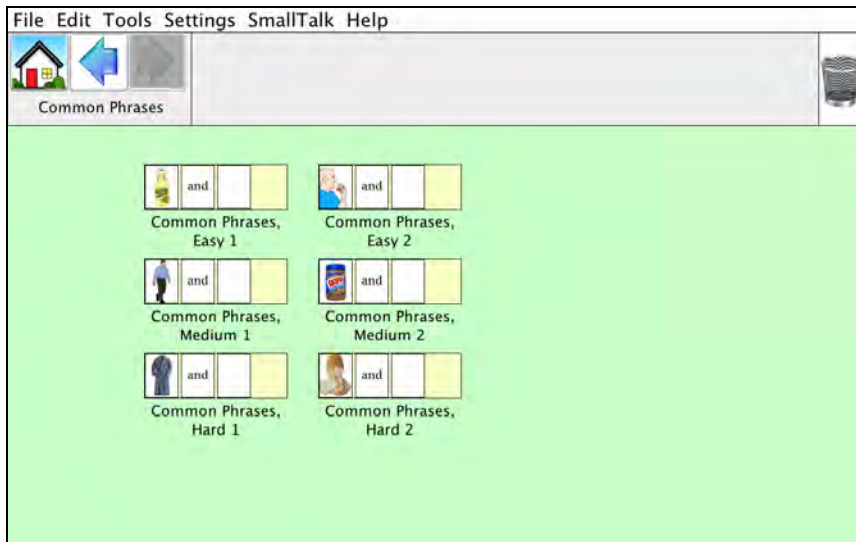
To practice with the Therapy Exercises, go to the Activities page, then double-click on the Therapy Exercises icon. You will now be on the main Therapy Exercises page, which displays the different types of Lingraphica exercises. Double-click on an exercise icon to view the exercise.



We will use "Completing a Phrase" as an example of how to do a therapy exercise. After clicking on "Completing a Phrase," you will see several types of exercises. Double-click on the "Common Phrases" icon to view the actual exercises for completing common phrases.



Each strip below represents one of the completion exercises using common phrases; each exercise includes 10 questions or tasks. Double-click on an exercise to load it.



This is how the actual exercise looks.

The screenshot shows a software interface for an exercise. At the top is a menu bar with 'File', 'Edit', 'Tools', 'Settings', 'SmallTalk', and 'Help'. Below the menu bar is a toolbar with several icons: a house icon, a grey square, a blue arrow, and a red square with a black 'X'. Callout boxes point to these icons with the following text: 'Click to go to the Home Page' (house icon), 'Click to go to the previous task' (grey square), 'Click to skip to the next task' (blue arrow), and 'Click to exit exercise' (red square with 'X'). Below the toolbar is a large central area labeled 'Picture Gallery' in a callout box, which contains two images: a box of 'PREMIUM' crackers and a bottle of 'vinegar'. Below the Picture Gallery is a yellow 'Workspace' area, also labeled in a callout box. The workspace contains a speaker icon (with callout 'Click to hear the question again'), a bottle of 'Wesson' oil, the word 'and', and a blank rectangular box. A callout box points to the workspace with the text 'This is the Workspace. The question is listed here.' In the top right corner, there is a box labeled 'Exercise instructions'. In the center of the toolbar area, there is text that says 'Click on an icon to fill in the blank'.

The goal of this particular exercise is to complete the phrase that begins in the Workspace, in this case, “oil and.” The possible answer choices, “crackers” and “vinegar,” are listed in the Picture Gallery.

To choose an answer, click on one of the two choices in the Picture Gallery. If users click on “crackers,” they will hear a bonk sound, indicating the answer is incorrect; then the Lingraphica will wait for the user to select another answer. When users click on the right answer, in this case “vinegar,” they will hear a ting sound and the correct answer, “vinegar,” will automatically move to the Workspace to complete the phrase. The correct phrase, “oil and vinegar,” will then be spoken before the next task is automatically loaded. If the user can’t determine the answer, click on the Forward button to skip to the next task. If you want to quit the exercise at any time, click on the red X in the upper right-hand corner of the screen.



## Exercise types

The Lingraphica contains many different types of exercises.

**Completing a Phrase:** These exercises all involve completing phrases. The first part of the phrase is in the Workspace, and the user chooses the word that finishes the phrase from the Picture Gallery. There are many phrase completion exercises:

**Common Phrases:** The first word of a common phrase is in the Workspace followed by the word “and,” and you must select the word that completes it. For example, “hot and — cold.”

**Verb and Object:** A verb is in the Workspace, and the user must select the appropriate noun to go with it. For example, “brush — hair.”

**Sentences:** Part of a sentence is in the Workspace, and the user must select the word that completes it. For example, “Let’s play — checkers.”

**Common Sayings:** Part of a common saying is in the Workspace, and the user must select the word that completes it. For example, “Put on a happy — face.”

**Choosing Final Nouns:** Part of a phrase is in the Workspace, and the user must select the noun that completes it. For example, “A pair of — shoes.”

**Choosing Pronouns:** Part of a phrase is in the Workspace, and the user must select the pronoun that completes it. For example, “can you hear — us.”

**Expressing Emotions:** These exercises give a situation in the Workspace, and users must choose from a group of emotions the way they would feel in that situation. For example, for the situation “Your team won the game,” the corresponding emotion would be “excited.”

**Fill in the Missing:** In these exercises, letters and numbers are given in sequences with one item missing.

**Find the Items:** In these exercises, the user must choose one or two items that belong with a group of other items, or the one item that does not belong.

**Grouping:** There are two types of grouping exercises — categorization and association.

**Categorization:** All the words in the Workspace are members of the same category, and the user must choose the word from the Picture Gallery that is also a member of that category; for example, if the category is defined by “dentist, nurse, barber,” then “cook,” another occupation, would be the correct choice.

**Association:** These exercises are of three types: group member, paired items, and part whole. In group member, a general group is named in the Workspace, for example, “Transportation,” and the user must choose the item in the Picture Gallery that is a member of that group, for example, “train.” In paired items and part whole, an item is given in the Workspace, and the user must choose the item in the Picture Gallery that belongs with it (for example, “shoes — socks” or “numbers — clock”).

**Matching:** The matching exercises help to build basic Lingraphica skills. The user must choose the icon in the Picture Gallery that matches the icon in the Workspace. There are exercises for matching letters, numbers, and pictures.

**Math:** In the math exercises, a math problem is listed in the Workspace, and the user must choose the correct answer from the Picture Gallery. There are addition, subtraction, multiplication, and division problems.

**Memory:** In the memory exercises, a letter, number, picture, or sentence stays on the screen for several seconds, and then the screen automatically changes, and the user is asked to click on what he or she just saw.

**Number questions:** These are questions that test a user's knowledge of numbers; for example, "How many eggs are in a dozen?"

**Opposites:** The user must choose the opposite of the icon in the Workspace.

**Performing a Task:** These exercises describe an activity in the Workspace, and the user must choose the object needed to perform that activity. For example, "Fry an egg — stove."

**Putting Things in Order:** In these exercises, letters, numbers, and months are listed out of order in the Picture Gallery, and the user must click on them in the correct order.

**Questions:** In all of the questions exercises, a question appears in the Workspace, and the user must select the answer from the Picture Gallery. There are who, what, where, when, why, and which questions, as well as a mixed-questions exercise that contains all of these questions. There are also yes and no questions.

**Sentence Scramble:** In the sentence scramble exercises, the words of a sentence are listed in the Picture Gallery out of order. The user selects the words one at a time in the correct order to build the sentence in the Workspace. All of the words in the Picture Gallery must be used. If users get stuck, they can click on the Forward button to reveal the next correct word.

**Speaking:** The purpose of the speaking exercises is to practice speech. The goal is to repeat the contents of the Workspace. These are repetition exercises, and there are no answers to choose. Click on the Forward button to advance to the next exercise. There are several types of speaking exercises:

**Initial Sounds:** Practice saying words that start with the same sound (for example, "cheap" and "cheek").

**Final Sounds:** Practice saying words that end with the same sound (for example, "rub" and "tub").

**Speech Practice:** Practice saying compound words like “football”; initial blends, which are words that start with the same sound combination (“steak,” “stove,” “stairs,” “stand”); final blends, which are words that end with the same sound combination (“cent,” “paint,” “point,” “print”); and word joining, which are two-syllable words (“cherry,” “itchy”).

**Speaking Things in Order:** Practice saying the colors, days of the week, months, directions, seasons, letters, and numbers.

**Spelling:** There are several spelling exercises.

**Spelling Whole Word:** An icon is displayed in the Workspace, and the user must spell the word by clicking on the letters in the Picture Gallery in the correct order.

**Fill in Missing Letter:** An icon is displayed in the Workspace with the partial word spelled. One letter is represented by a blank icon, and the user must click on the missing letter in the Picture Gallery.

**First Letter Exercises:** In these exercises, the user must either choose the first letter of the icon that is in the Workspace, or choose the icon that begins with the letter in the Workspace.

**Word Scramble:** In these exercises, an icon and the first letter of the icon are displayed in the Workspace, and the user must unscramble the letters of the word by clicking on them in the correct order in the Picture Gallery.

**Word and Picture Matching:** In these exercises, a word is spelled in the Workspace and the user must click on the matching icon in the Picture Gallery.

**Subject — Verb — Object:** In these exercises, either the subject, verb, or object is missing, and the user must choose the correct response from the Picture Gallery.

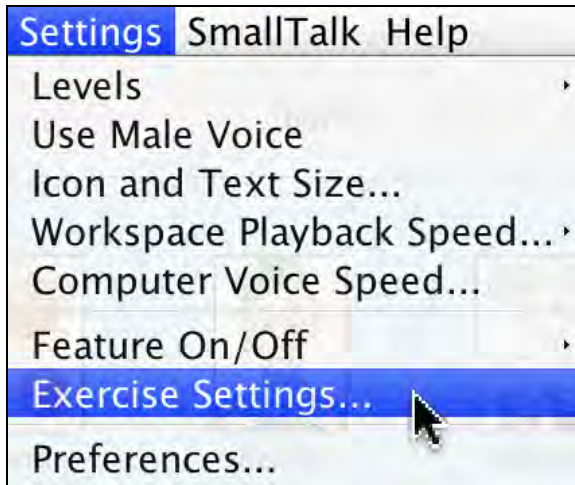
**Verbs:** The user must choose the correct form of a verb or the correct verb.

**What Is It?:** These exercises show a phrase in the Workspace that includes the word “it.” The user must select the word in the Picture Gallery that correctly replaces “it” in the phrase. For example, “sleep on it — bed.”

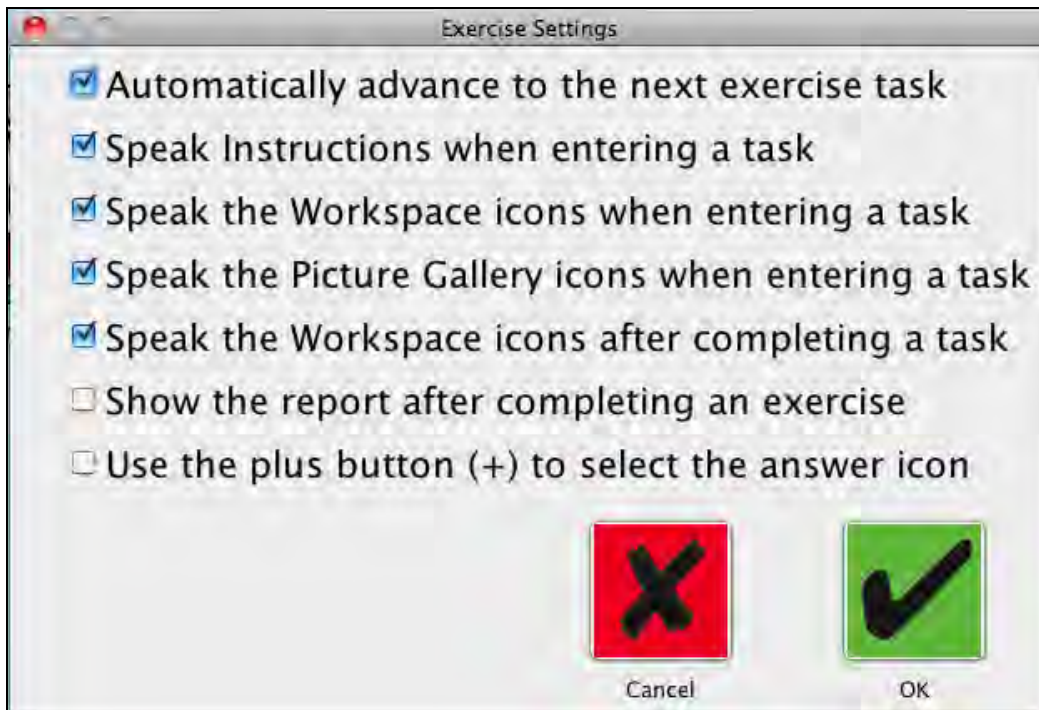
**What Room:** The user must choose the room where a particular item would be found.

## Exercise Settings

Several settings allow you to modify the way the exercises work. To access the exercise settings, go to the Settings menu and select Exercise Settings.



The Exercise Settings window will be displayed. A check in the box to the left of a setting indicates that the setting is turned ON. Click in a box to turn a setting ON or OFF. In the window below, the first four settings are ON and the bottom two are turned OFF. These are the default settings. Click OK to save the settings, or click Cancel to exit this window without saving. The exercise settings apply to all the exercises, not just the current one.



Changing the settings will change the way that the user experiences the exercises. We recommend trying them all to see which ones the user prefers. Preferences may change as the user becomes more familiar with the exercises.

Here is what each setting does:

**Automatically advance to the next exercise task:** With this setting ON, the exercise will automatically advance to the next task when a task is completed. This is convenient and helps prevent a user from getting stuck. Turning this setting OFF allows users to progress at their own pace: Users can click on either the question or answer icons to hear them again. Clicking on the Forward button will advance them to the next task.

**Speak instructions when entering a task:** With this setting ON, the exercise instructions will automatically be spoken before each task. This is useful for users who are having trouble remembering what to do.

**Speak the Workspace icons when entering a task:** With this setting ON, the exercise will automatically speak the icons in the Workspace when the user enters a task; this prompts the user to take action. With this feature turned OFF, the user must either read the text under the icons or hear them by clicking on either the Speak button or the individual icons in the Workspace.

**Speak the Picture Gallery icons when entering a task:** With this setting ON, the exercise will automatically speak the icons in the Picture Gallery when the user enters a task; these icons represent the answer choices. With this feature turned OFF, the user must either read the text under the icons or click the individual icons in the Picture Gallery to hear them.

**Speak the Workspace icons after completing a task:** With this setting ON, the exercise will automatically read the icons in the Workspace after completing a task, which provides a nice summary. Turning this feature OFF allows the user to proceed more quickly.

**Show the report after completing an exercise:** Each time the user does an exercise, an exercise report is created. With this setting ON, the exercise report will automatically be displayed upon completion of an exercise. This gives immediate feedback on an exercise, but can also be confusing. The reports are available at any time from the File menu.

**Use the Plus button (+) to select the answer icon:** With this setting OFF, clicking on an icon in the Picture Gallery selects it as the answer. With this setting ON, clicking on an icon causes it to speak and clicking on the Plus button above the icon selects it as the answer. Turning this setting OFF allows the user to progress more quickly, as only a single click is required to choose the answer. Turning this setting ON allows a user to review the answer choices multiple times and may be useful if the user has difficulty reading or remembering the answers.

## Exercise Reports

An exercise report is created each time the user performs a therapy exercise. The reports contain much valuable information and allow users to keep track of their progress. There are different reports for different exercises, but they all look similar to the one below.

This is the report generated from the phrase completion exercise explained earlier. Each line in the report corresponds to a task in the exercise. Because each exercise has a total of 10 tasks, you can see from the report below that I exited the exercise after Task 5.

Exercise Report Viewer

**Phrase Completion Easy #1 : started 3/18/09 1:23 PM**

Task	Result	Incorrect Choices	Number of Answer Choices	When	Duration
1: oil	Correct	0	2	3/18/09 1:24 PM	00 min 10 secs
2: west	Correct	0	2	3/18/09 1:24 PM	00 min 13 secs
3: white	Correct	1	2	3/18/09 1:24 PM	00 min 15 secs
4: crackers	Skipped	0	2	3/18/09 1:24 PM	00 min 05 secs
5: girl	Correct	0	2	3/18/09 1:25 PM	00 min 18 secs

Accuracy Summary  
(Percentage of User Clicks):

Correct	Incorrect	Skipped
67%	17%	17%

Save As... OK

**The following items are in each report:**

**Title:** The name of the exercise and the date and time that it was started.

**Task:** The answer to the task, to help identify it.

**Result:** The outcome of the exercise. Possible values are “correct” and “skipped.”

**Incorrect Choices:** The number of incorrect choices made before making the correct choice or skipping the task.

**Number of Answer Choices:** The number of answer choices available to choose from.

**When:** The date and time the task was started.

**Duration:** The time spent on the task.

**Accuracy Summary:** Lingraphica keeps track of your clicks as you are doing the exercise, and this report displays the percentage of clicks that were correct, incorrect, or skipped (when you pressed on the Forward button).

## Closing reports

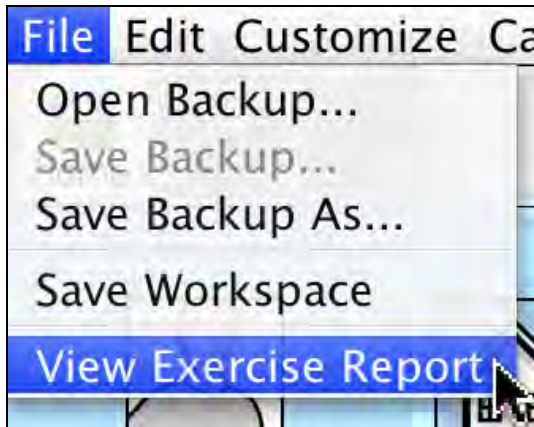
When the report is displayed, click OK to close the report window.

## Printing reports

Since the Lingraphica is not attached to a printer, you will need to print the report from another computer. As you view the report, click the Save As button to save the report to an external memory source like a USB thumb drive. You can then transfer the report to a different computer to print it.

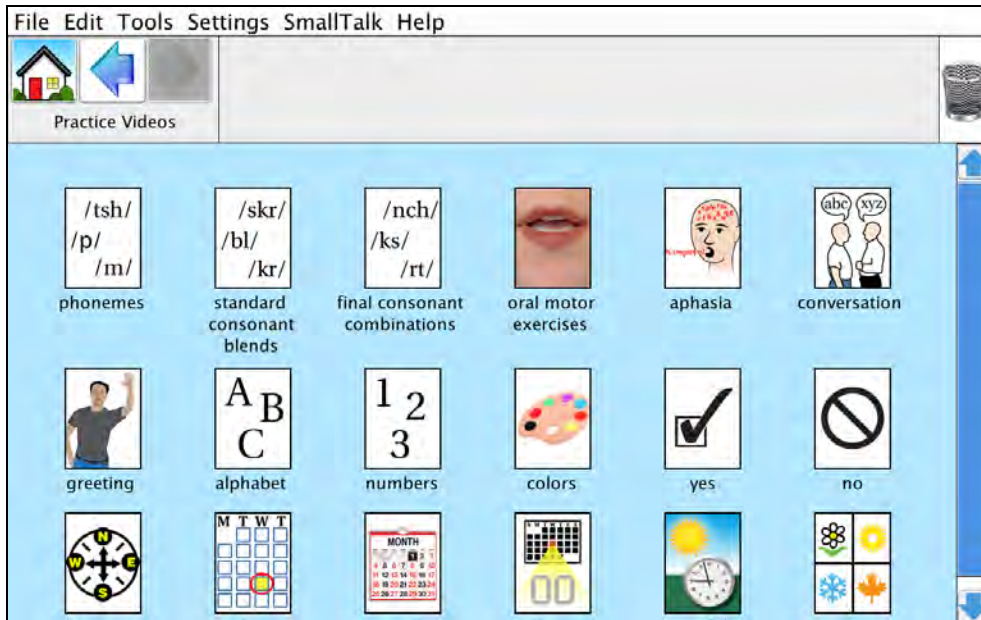
## Viewing reports

You can view a report at any time by going to the File menu and selecting View Exercise Report.



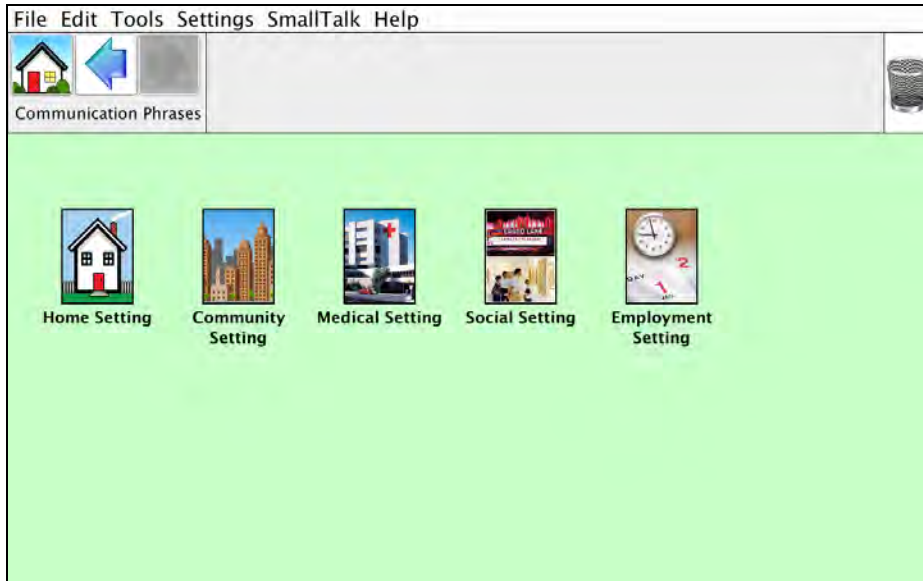
# Practice Videos

To use the Practice Videos, go to the Activities page, then double-click on the Practice Videos icon. The Lingraphica contains the following mouth-position videos: phonemes, automatic speech, and conversation.



# Communication Phrases

The Lingraphica comes with a large set of functional communication phrases that allow the user to practice conversational speech. To practice with the communication phrases, go to the Activities page, then double-click on the “Communication Phrases” icon. The Lingraphica covers five communication settings: home, community, medical, social, and employment.



Double-click on one of the setting icons to see the topics within that setting. Double-click on a topic to see phrases related to that topic. The phrases are represented as phrase strips.

To copy a communication phrase to another page:

1. Copy the phrase to the Workspace by clicking on the phrase strip, letting it speak, then clicking on the Plus button.
2. Navigate to a new page
3. Add the phrase to the page by clicking on the blue diskette in the lower left of the Workspace.



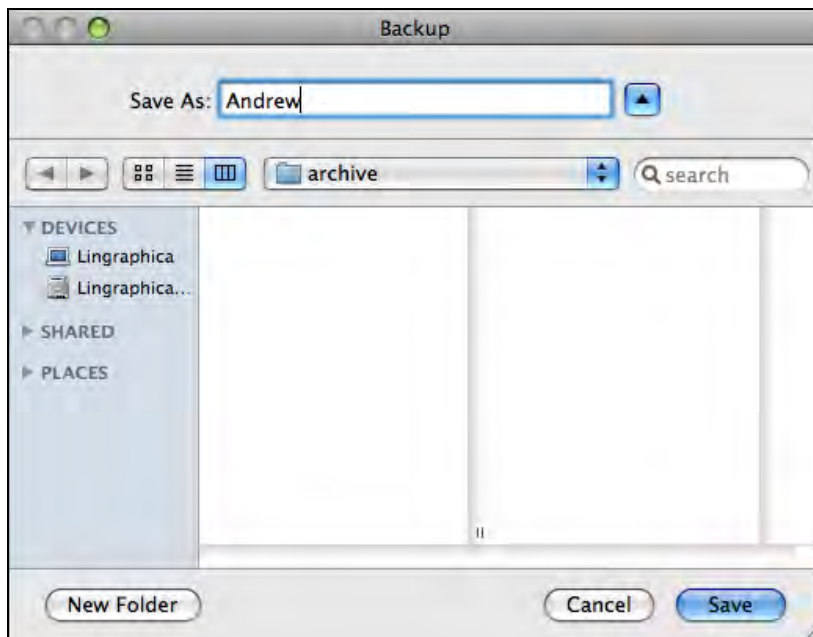
## Backups — Saving User Data

---

It is always a good idea to have backups, because they allow you to make changes without worrying. If you want to be extra cautious, you can back up your Lingraphica data to an external storage device like a USB thumb drive. SLPs who have multiple people using the same Lingraphica can save a backup for each user, allowing each user to have a completely customized version.

### Saving a Backup to the Lingraphica

1. Select Save Backup As from the File menu.

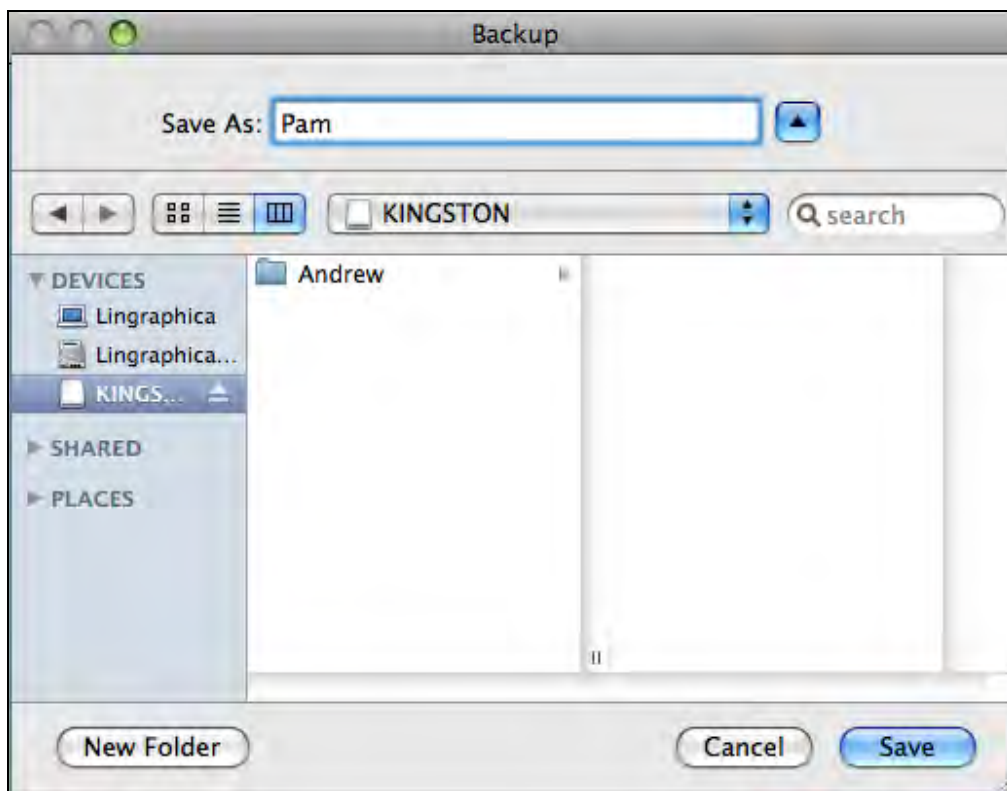


2. Enter a name, typically the user's name, and click Save.
3. After saving a backup, you may save new changes by selecting Save Backup from the File menu.

# Saving a Backup to an External Storage Device

It is easy to save Lingraphica data to an external storage device like a USB thumb drive.

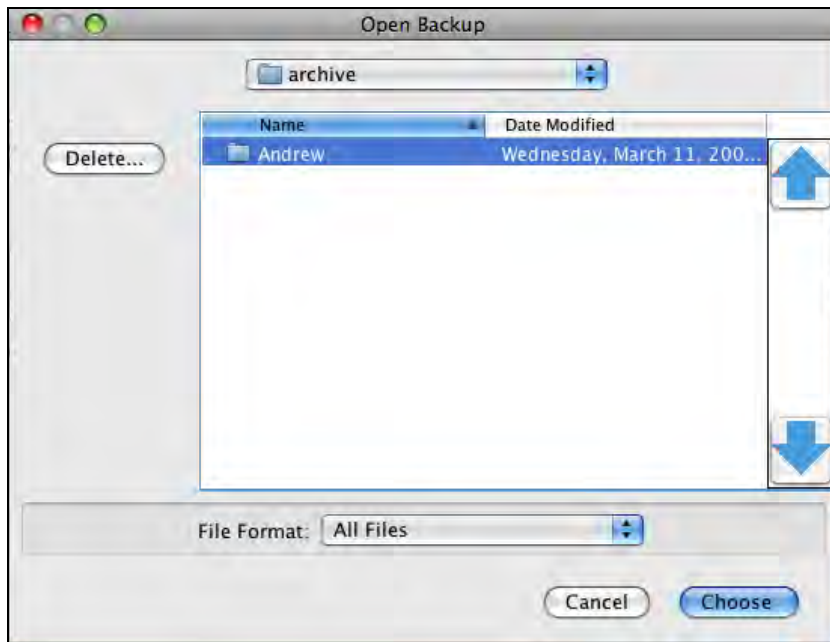
1. Select Save Backup As from the File menu. This will bring up the Backup window. In the upper left-hand corner under the Lingraphica HD icon is the disk that represents the thumb drive; my thumb drive is called "KINGSTON."
2. Click on the thumb drive to choose it as the storage location.
3. Type in the name of the backup next to Save As.
4. Click Save.



# Opening a Saved Backup

When you want to load the data you have saved:

1. Select Open Backup from the File menu.
2. Select the correct backup from the list by clicking on it.
3. Click the Choose button, and the saved data will be loaded on the Lingraphica.



# Deleting a Saved Backup

If you want to remove a backup folder:

1. Select Open Backup from the File menu.
2. Select the backup you want to delete from the list by clicking on it.
3. Click the Delete button, then confirm that you want to delete.
4. Click the Cancel button to leave the window.



# Settings

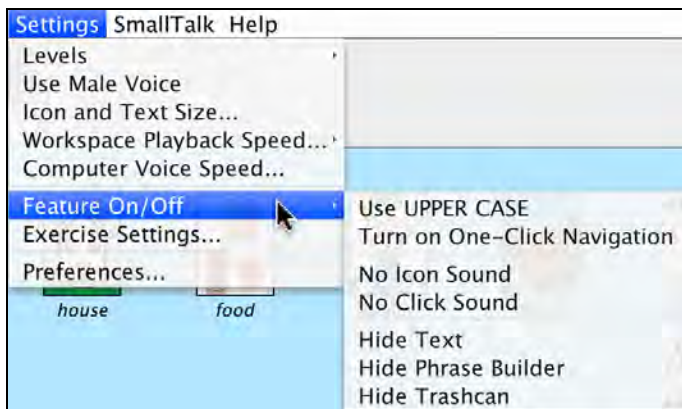
---

## Levels, Male and Female Voice, Icon and Text Size, Workspace Playback Speed, Computer Voice Speed

See the “Quick Setup” section at the beginning of this guide.

## Feature On/Off

To turn one of the following features ON or OFF, select Feature On/Off on the Settings menu, then click on one of the instructions in the window to the left to invoke it. For example, if you click on “Hide Text,” the identifying text at the bottom of all icons will disappear. If you then click on “Show Text,” the text will reappear.



## User UPPER CASE

To have all of the text in Lingraphica appear in upper case, select Feature On/Off on the Settings menu and select the menu item.

## **Turn On One-Click Navigation**

To turn ON One-Click Navigation, select Feature On/Off on the Settings menu and select the menu item. This setting allows the user to open a page with a single click, eliminating the need to press first on the green down arrow.

## **Icon Sound/No Icon Sound**

To turn icon sound ON and OFF, select Feature On/Off on the Settings menu and select the menu item. Turning the icon sound OFF stops the Lingraphica from speaking. This is sometimes helpful when the user wants to be cued for speaking only with the icon and text. Additionally, individuals with certain types of aphasia may find the sound distracting.

## **Click Sound/No Click Sound**

To turn the click sound ON and OFF, select Feature On/Off on the Settings menu and select the menu item. The click sound is made when an icon is selected. It is highly beneficial to patients with aphasia to keep the click sound ON.

## **Show/Hide Text**

To show or hide the text under icons, select Feature On/Off on the Settings menu and select the menu item. Turn the text OFF if you want to work only with icons and sound.

## **Show/Hide Phrase Builder**

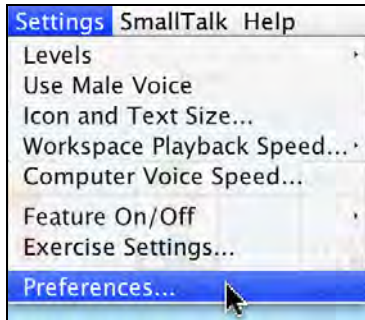
To show or hide the Phrase Builder icons in the Toolbar next to the Forward and Back buttons, select Feature On/Off on the Settings menu and select the menu item.

## **Show/Hide Trashcan**

To show or hide the Trashcan at the right end of the Toolbar, select Feature On/Off on the Settings menu and select the menu item.

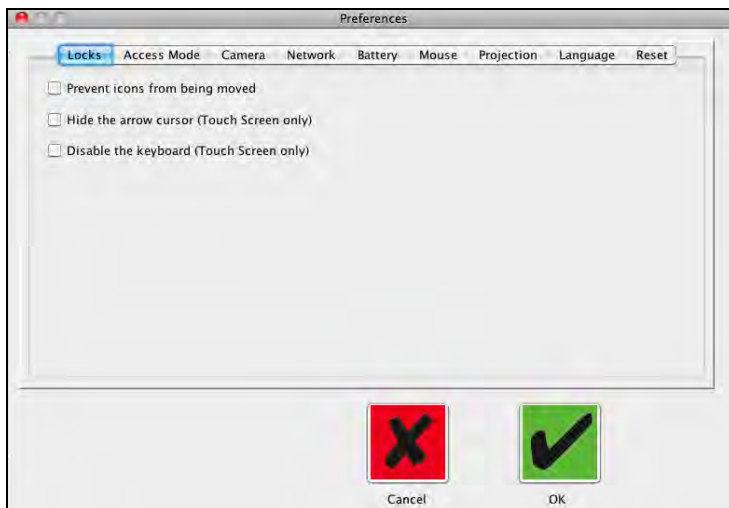
# Preferences

To see the Preferences, open the Settings menu and select Preferences. When the Preferences window opens, you will see a screen with nine tabs across the top. Preferences always opens in the Locks tab.



## Locks

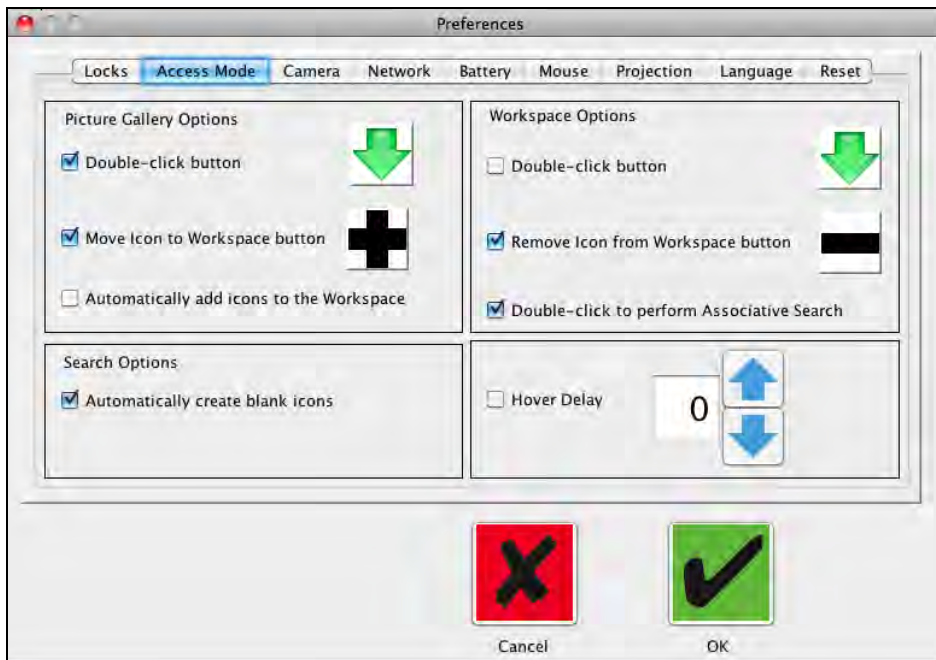
To access the Locks tab, open the Settings menu, select Preferences, then click on the Locks tab in the Preferences window click.



The Locks tab contains three settings:

1. Prevent Icons from being moved
2. Hide the arrow cursor (Touch screen only)
3. Disable the keyboard (Touch screen only).

## Access Mode



These settings allow you to change how the user selects icons in the Picture Gallery and the Workspace, For each one, you can set which buttons appear above an icon after you click on it.

To automatically add an icon to the Workspace after the user clicks on it in the Picture Gallery, check “Automatically add icons to the Workspace” under “Picture Gallery Options.”

To enable the user to go to the page where an icon lives by double-clicking it in the Workspace, check “Double-click to perform Associative Search” under “Workspace Options.”

To automatically create blank icons when a word is not found in the Lingraphica dictionary, check “Automatically create blank icons” under “Search Options.”

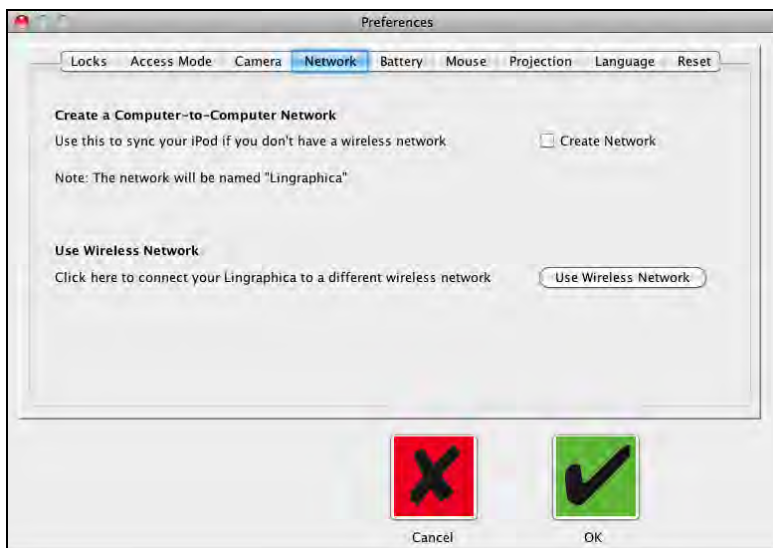
To allow the user to perform all Lingraphica operations simply by holding the cursor over an item rather than having to click, check “Hover Delay.” The Lingraphica will automatically generate a click after the user has held the cursor over an item for the length of time you specify in “Hover Delay.”

## Camera



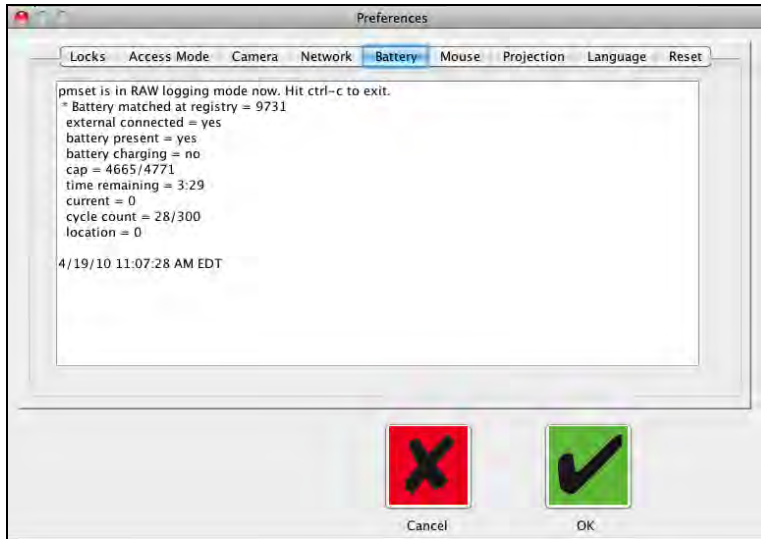
When your digital camera is not recognized by the Lingraphica, you will need to go to the Camera tab and click on the Download All Pictures from Camera button, which will move all the photos from your camera to the Pictures folder on the Lingraphica's hard drive.

## Network



The Network tab allows you to automatically create a computer-to-computer network called Lingraphica between the Lingraphica and an iPod touch or iPhone. You can also select a wireless network from this tab.

## Battery



The battery tab gives vital information about the battery status.

## Mouse — Double-Click Speed



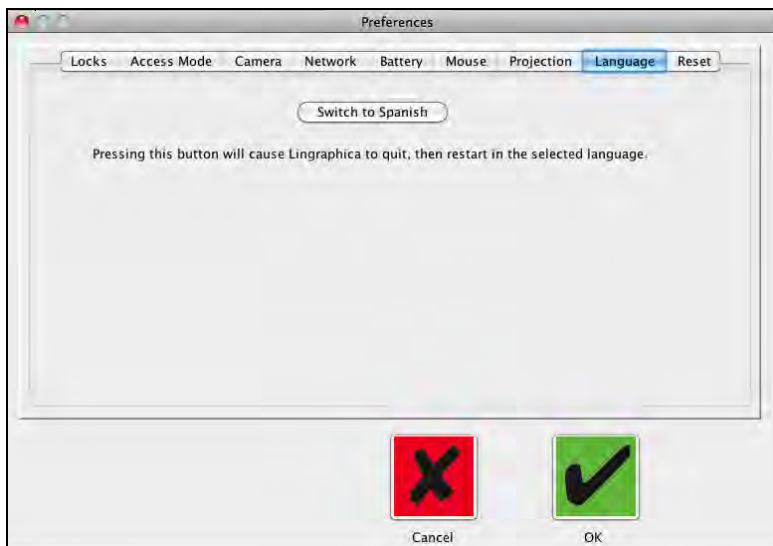
Some users may find it difficult to generate two clicks in quick succession. This setting adjusts the maximum time between clicks for which the Lingraphica considers them a double-click. Move the slider to the right to allow a longer time between clicks.

## Projection — Projection and Animation Speeds



When an icon is clicked, it doubles in size and remains in the larger, projected size for three seconds. The time that an icon stays large can be adjusted; the top slider adjusts the time that an icon stays large when it is clicked. The lower slider adjusts the speed at which animations are played. All verbs in the Lingraphica are animated.

## Language — Switch to Spanish



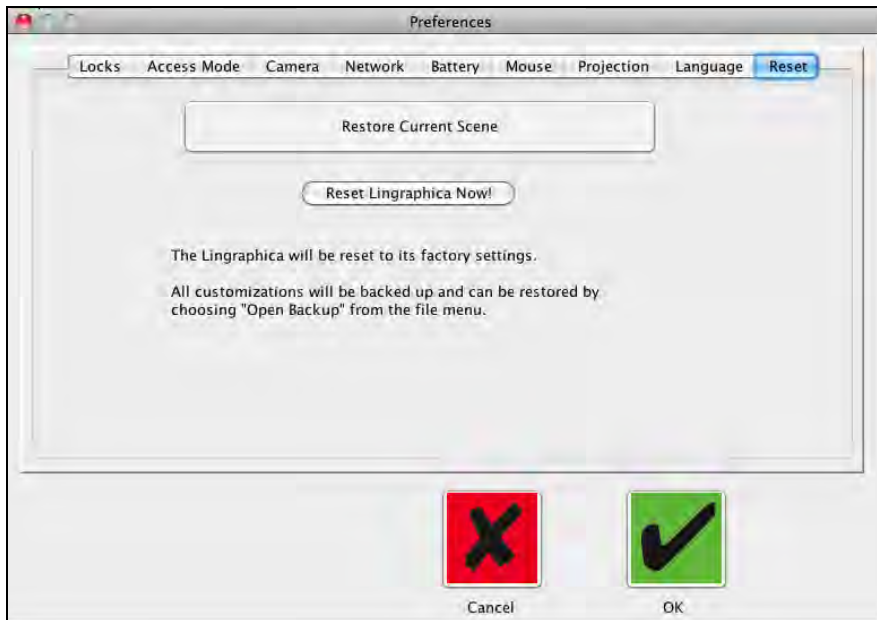
To switch between the Spanish and English versions of the Lingraphica, click on the Switch to Spanish/English button and then click OK. There is a brief pause while one version stops and the other begins.

## Reset

The Reset tab contains two important settings: restore current scene and application reset.

### Restore Current Scene

Restore Current Scene allows a page to be restored back to its original contents. For example, the user may have gone to the “desserts” page and deleted the desserts he or she didn’t like but then wanted to have all the desserts listed again. To restore the “desserts” page to its original contents, open the Settings menu, select Preferences, click on the Reset tab, and click on the Restore Current Scene button.



### Application Reset

After using the Lingraphica for awhile, you may want to reset it to the factory settings. Open the Settings menu and select Preferences. In the Preferences window click on the Reset tab. Click the Reset Lingraphica Now! button, and the Lingraphica will return to factory presets. Please note that before the Lingraphica reset is performed, a backup of your data is automatically saved and named with the current date.

# Troubleshooting

---

## Lingraphica Won't Turn On

Sometimes when the Lingraphica is on battery power and the batteries run out, the Lingraphica will seem unresponsive. If pressing the Power On/Power Off button does not turn it on, press and hold the Power On/Power Off button for five seconds. Then press the Power On/Power Off button quickly to turn the Lingraphica on. You should hear the chime sound, and the Lingraphica should start up as usual. If it does not, please call Lingraphica Support.

## Lingraphica Is Behaving Strangely

If your Lingraphica is doing weird things, for example, you click on an icon and it doesn't project, your Lingraphica needs to be restarted. We recommend that you restart (turn off and on) your Lingraphica once a week. You do not need to leave it off for an extended period of time. Simply press and hold the Power On/Power Off button down for one second. You will see the following three choices: restart, shutdown, cancel. Click "restart" and your Lingraphica will turn itself off and then immediately back on.

## Photos

*I can't find my camera in the window.*

Unplug the camera. If it had been connected to the Lingraphica, a window will pop up saying the device was removed illegally. If you don't see this message, then your camera was never connected. If you see the error window, then your camera is connected to the Lingraphica and is probably in the window but may have a name that is unrelated to your camera. Try clicking on whatever names you see and looking for photos.

*My camera is not connected to the Lingraphica.*

1. Make sure the camera is turned ON. This is trickier than it sounds, since most cameras don't open their lens when they are plugged into a computer.
2. Make sure both ends of the cable are plugged in securely.

*My camera still isn't connected to the Lingraphica.*

A small number of cameras, including the Kodak EasyShare, do not play by the rules. Here is what to do:




1. Copy all of the photos from the digital camera to the Pictures folder in the Lingraphica hard drive by going to the Settings menu and selecting Preferences, then clicking on the Camera tab, and pressing the "Download All Pictures from Camera" button.
2. To import the photo into the Lingraphica, perform the steps under "Choose an Image" in the "Making New Icons and Pages" section of this guide.

*Why won't my photo rotate?*




Photos that are over 2.5 MB in size will sometimes fail to rotate. We suggest that you lower the quality level on the camera for photos that you intend to import. Photos that have already been taken can be reduced in size in most photo-editing software. Reducing photos to the 50-to-100 KB range will not affect their quality in the Lingraphica.



## No Voice

1. Make sure the computer volume is turned up. Locate the volume controls on your keyboard. They will be in one of the following configurations:

No Sound	Decrease Sound	Increase Sound
 F10	 F11	 F12

Or

No Sound	Decrease Sound	Increase Sound
 F3	 F4	 F5

2. Press the  key repeatedly. Sometimes the Mute button, , will have been pressed inadvertently. Click on an icon, and if you still don't have sound, continue to the next step.
3. Make sure that Icon Sound is turned ON under Feature On/Off on the Settings menu: The second line on the Feature On/Off menu should read "No Icon Sound." If it says "Play Icon Sound," click on it to change it to "No Icon

Sound.” Click on an icon, and if you still don’t have sound, continue to the next step.

4. Restart your Lingraphica.

## No Green Down Arrow or Plus Sign above Icon

Make sure the Double-click and Move Icon to Workspace buttons are turned ON. Open the Settings menu, select Preferences, and then click on the Access Mode tab. Make sure there are check marks in the boxes next to the words “Double-click button” and “Move Icon to Workspace button” in the Picture Gallery Options section. If not, check the boxes. **Note:** You must be in the Independent Level to see the green down arrow.

## No Text below Icon

Make sure Text is turned ON: On the Settings menu, select Feature On/Off and click “Show Text.”

## No Menus

Move the cursor to the Toolbar. While holding down the Option key (yellow dot) on the keyboard, click to the left of the Trashcan to turn the menus ON.



# Important Safety Information

---

## Proper Handling

Set up your Lingraphica on a stable work surface that allows for adequate air circulation under and around the computer. Do not operate the Lingraphica on a pillow or other soft material, as the material can block the airflow vents. Never place anything over the keyboard when operating the Lingraphica. Never push objects into the ventilation openings.

The bottom of the Lingraphica may become very warm during normal use. If the Lingraphica is on your lap and gets uncomfortably warm, remove it from your lap and place it on a stable work surface.

Keep the Lingraphica away from sources of liquid, such as drinks, washbasins, bathtubs, shower stalls, and so on. Protect the Lingraphica from dampness or wet weather, such as rain, snow, and fog.

## Power Cord

Use only the power cord that came with the Lingraphica, or an Apple-authorized power cord that is compatible with the Lingraphica. The white box that is attached to the power cord may become very warm during normal use. Always place the white box on the floor in a well-ventilated location.

## Battery

Do not drop, disassemble, crush, or incinerate the battery or expose it to temperatures above 212° F (100° C). Stop using the battery if it appears damaged in any way. Replace the battery only with an Apple-authorized battery for this product. Dispose of used batteries promptly according to your local environmental guidelines.

## Cleaning the Lingraphica

When cleaning the outside of the Lingraphica and its components, first shut down the Lingraphica, unplug the power adapter, and remove the battery. Then use a damp, soft, lint-free cloth to clean the Lingraphica's exterior. Avoid getting moisture in any openings. Do not spray liquid directly on the computer. Do not use aerosol sprays, solvents, or abrasives that might damage the finish. To maintain infection control, you may wipe the exterior case and keyboard with a disinfecting wipe.

To clean the Lingraphica screen, first shut down the Lingraphica, unplug the power adapter, and remove the battery. Then use a soft cloth to wipe the screen, dampening with water if necessary. Commercial-grade screen cleaners are available at many office supply and general retail stores. Do not spray liquid directly on the screen.



# Glossary of Icons

---

## Alphabetical Listing

The following is a complete list of the words and phrases in alphabetical order.

### **a**

A & E

A & P

A.M.

ABC

about

above

Acadia National Park

accelerate (accelerates,

accelerated,

accelerating)

accessories

accident

accumulate

(accumulates,

accumulated,

accumulating)

Ace bandage

actions (action)

activity

add (adds, added,

adding)

address stamp (address

stamps)

adjust (adjustment)

Admiral

ads (ad)

adult (adults)

advice

Advil

Africa

after

afternoon (afternoons)

aftershave (aftershaves)

again

against

age (ages)

agree (agrees, agreed,

agreeing)

aide

air conditioner (air  
conditioners)

Air Force

Air Force Academy

Air Force enlisted

Air Force officers

aircraft carrier

Airman

Airman First Class

airplane (airplanes)

aisle

Alabama

Alamo

alarm (alarms)

Alaska

Albany

Albertsons

Albuquerque

alcohol

Aleve

aligned

alive

allergic

allergy

Almay

alphabet (alphabets)

Alzheimer's

am

ambulance

(ambulances)

AMC

American cheese

amuse (amuses,

amused, amusing)

an

Anchorage

and

anesthesiologist

(anesthesiologists)

Angels

angry (angrier, angriest,

angrily)

animal (animals)

ankle (ankles)

Annapolis

anniversary

(anniversaries)

annoy (annoys,

annoyed, annoying)

another

answer (answers,

answered, answering)

antacid

anti-depressant Rx

antihistamines

(antihistamine)

anti-pain Rx

antiperspirant

antiques

antiseptic

anxious (anxiously)

any  
anything  
apartment  
aphasia  
apologize (apologizes,  
apologized, apologizing)  
appendix (appendices)  
apple (apples)  
apple pie  
apple sauce  
Applebee's  
appointment  
(appointments)  
approve (approves,  
approved, approving)  
apraxia  
apricot (apricots)  
April (Aprils)  
apron (aprons)  
Arby's  
are  
argue (argues, argued,  
arguing)  
Arizona  
Arkansas  
Arlington  
arm (arms)  
armchair (armchairs)  
Armed Forces Day  
(Armed Forces Days)  
Army  
Army enlisted  
Army officers  
Army warrant officers  
around  
arrange  
Arrid  
arrive (arrives, arriving,  
arrived)  
artery (arteries)  
arthritis  
artichoke (artichokes)

artificial (artificially)  
artillery  
artist's brush (artist's  
brushes)  
as  
Ash Wednesday (Ash  
Wednesdays)  
ashtray  
Asia  
ask (asks, asked,  
asking)  
asparagus  
Aspen  
aspirin (aspirins)  
astronomy  
astronomy book  
(astronomy books)  
Astros  
at  
ate  
athlete's foot  
Athletics  
Atlanta  
Atlantic City  
atlas (atlases)  
attention  
auctions  
Audi  
audible (audibly)  
audiologist  
(audiologists)  
auditorium (auditoriums)  
August (Augusts)  
Augusta  
aunt (aunts)  
Austin  
Australia  
automatic  
automobiles  
Avalanche  
avocado (avocados)  
ax (axes)

## **b**

b.m.  
baby (babies)  
babysitter (babysitters)  
back (backs)  
back up (backs up,  
backed up, backing up)  
backache (backaches)  
backyard  
bacon  
bad  
bad feelings  
Badlands  
bag (bags, bagged,  
bagging)  
bagel (bagels)  
bake (bakes, baked,  
baking)  
baked potato (baked  
potatoes)  
ball (balls)  
ballet (ballets)  
balloon (balloons)  
Baltimore  
banana (bananas)  
banana bread  
bandage (bandages)  
bank (banks)  
bankbook (bankbooks)  
banking  
barbeque sauce  
barber (barbers)  
barn (barns)  
baseball (baseballs)  
basketball (basketballs)  
Baskin-Robbins  
bat (bats)  
bath bench (bath  
benches)  
bath mat  
bathe (bathes, bathed,  
bathing, bath)

bathroom (bathrooms)	bike (bikes)	blossom (blossoms)
Baton Rouge	billiards	blouse (blouses)
battalion	billing (billings)	blow (blows, blew,
battery (batteries)	Bills	blowing, blown)
battery AA	bills	blue (bluer, bluest,
battery AAA	Bingo	bluely)
battery C	biography (biographies)	blue cheese
battery D	Biography Channel	Blue Jackets
battery gauge (battery	biology	Blue Jays
gauges)	bird (birds)	blueberry (blueberries)
Bayer	birdcage (birdcages)	Blues
be (been, being)	Birmingham	blush (blushes)
beach (beaches)	birthday (birthdays)	BMW
beans	biscuit (biscuits)	boat (boats)
bear	Bismarck	Bobcats
Bears	bite (bites, bit, biting,	bodily functions
beautiful (beautifully)	bitten)	body parts (body)
because	bitter (bitterer, bitterest,	boil (boils, boiled,
because	bitterly)	boiling)
bed (beds)	black (blacker, blackest,	boiled potato (boiled
bedpan (bedpans)	blackly)	potatoes)
bedroom (bedrooms)	blackberry	Boise
bedside table (bedside	(blackberries)	bomber
tables)	Blackhawks	book (books)
beef	bladder (bladders)	bookcase (bookcases)
been	blanket (blankets)	bookshelf (bookshelves)
beer (beers)	blazing (blazingly)	boot (boots)
beet (beets)	bleach	born
before	bless (blesses, blessed,	Boston
behind	blessing)	both
being	Blimpie	bottle (bottles)
belt (belts)	blinds	bottom
Bengals	blister	bottom drawer
Benihana	block (blocks, blocked,	bottom left drawer
Bennigan's	blocking)	bottom right drawer
best	blocks (block)	bounce (bounces,
better	blood	bounced, bouncing)
between	blood pressure Rx	bowl (bowls)
bib (bibs)	blood sample (blood	bowling
bible	samples)	box (boxes)
bicycle (bicycles)	blood thinner Rx	boy (boys)
big	Bloomington's	BOYS

bra (brassiere)  
brain (brains)  
brake (brakes)  
branch (branches)  
brand names  
Braves  
Bravo  
bread (breads)  
breadbox (breadboxes)  
break (breaks, broke,  
breaking, broken)  
breakfast (breakfasts)  
breast (breasts)  
breathe (breathes,  
breathed, breathing)  
Brewers  
bridge  
brie  
briefcase (briefcases)  
brigade  
Brigadier General  
bring (brings, brought,  
bringing)  
broccoli  
broil (broils, broiled,  
broiling)  
broiled potato  
broken (brokenly)  
Broncos  
Bronze Star  
broom (brooms)  
brother (brothers)  
brown (brownier,  
brownest, brownly)  
brownie  
Browns  
Bruins  
bruise  
bruschetta  
brush (brushes,  
brushed, brushing)

Brussels sprout  
(Brussels sprouts)  
Bryce Canyon National  
Park  
Buccaneers  
Bucks  
Budweiser  
bug (bugs)  
Buick  
build (builds, built,  
building)  
bulb (bulbs)  
bulletin board (bulletin  
boards)  
Bulls  
bump  
Burger King  
burn  
burner (burners)  
burp (burps, burped,  
burping)  
burritos  
bus (busses)  
business (businesses)  
busy  
but  
butter  
buttock (buttocks)  
button (buttons,  
buttoned, buttoning)  
buy (buys, buying,  
bought)  
by  
**C**  
cab (cabs)  
cabbage (cabbages)  
cabinet (cabinets)  
Cadillac  
cafeteria (cafeterias)  
cage (cages)  
cake (cakes)  
calamari

calamine lotion  
calcium  
calculation (calculations)  
calculator  
calendar (calendars)  
calf  
California  
California roll  
call (calls, called,  
calling)  
call button (call buttons)  
calzone  
Cambridge  
camera (cameras)  
camping (camp, camps)  
can (cans)  
Canadiens  
cancer  
candle (candles)  
candlestick  
(candlesticks)  
candy (candies)  
cane (canes)  
canned tuna  
can opener (can openers)  
can't  
cantaloupe  
Canucks  
canyon  
cap (caps)  
Capitals  
Capitol  
Captain  
car (cars)  
car battery (car  
batteries)  
car door (car doors)  
car key (car keys)  
car manual (car  
manuals)  
car race (car racing)  
card (cards)

card file (card files)  
card pocket (card pockets)  
Cardinals  
cardiologist  
(cardiologists, cardiology)  
cards (card, card games)  
care  
caregiver  
cargo  
Carl's Jr  
carnival (carnivals)  
carpet (carpets)  
carrot (carrots)  
carry (carries, carried, carrying)  
Carson City  
cartilage  
Cartoon Network  
carwash (carwashes)  
cashier  
casino  
casserole  
cassette (cassettes)  
casual wear  
cat (cats)  
cat food  
catalog (catalogs)  
catalog drawer (catalog drawers)  
catalog number (catalog numbers)  
catch (catches, caught, catching)  
catcher (catchers)  
cauliflower (cauliflowers)  
CAUTION  
Cavaliers  
CBS  
cc

CD (CDs)  
CD player (CD players)  
ceiling (ceilings)  
celebrate (celebrates, celebrated, celebrating, celebration, celebrations)  
celery  
cell phone (cellular)  
Celtics  
cemetery  
cent (cents)  
cereal (cereals)  
chair (chairs)  
chalk  
chalk tray (chalk trays)  
chalkboard  
(chalkboards)  
champagne  
change (changes, changed, changing)  
change  
change purse (change purses)  
chapstick  
Chargers  
Charleston  
cheap (cheaper, cheapest, cheaply)  
check (checks)  
checkbook  
(checkbooks)  
checkers  
checking account  
(checking accounts)  
checkout  
cheddar cheese  
cheek (cheeks)  
cheek exercises  
cheerful (cheerfully)  
Cheerios  
cheese (cheeses)

cheeseburger  
(cheeseburgers)  
cheesecake  
cheese-its  
chemistry  
chemotherapy  
cherry (cherries)  
cherry pie  
chess  
chest (chests)  
Chevrolet  
Chevy's  
chew (chews, chewed, chewing)  
Cheyenne  
Chicago  
chicken (chickens)  
chicken parmesan  
chicken soup  
Chief Master Sergeant  
Chief Master Sergeant  
of the Air Force  
Chief Petty Officer  
Chief Warrant Officer  
Five  
Chief Warrant Officer  
Five  
Chief Warrant Officer  
Four  
Chief Warrant Officer  
Four  
Chief Warrant Officer  
Three  
Chief Warrant Officer  
Three  
Chief Warrant Officer  
Two  
Chief Warrant Officer  
Two  
Chiefs  
children (child)  
chili

Chili's	clean (cleans, cleaned, cleaning)	cola
chilly (chillier, chilliest, chillily)	cleaner (cleaners)	colander (colanders)
chimichangas	cleaners	cold (colder, coldest, coldly)
chimney (chimneys)	clench (clenches, clenched, clenching)	cole slaw
chin (chins)	Cleveland	Colgate
Chinese food	click	cologne (colognes)
Chinese takeout	climb (climbs, climbed, climbing)	Colonel
chipped	Clippers	color (colors, colored, coloring)
chips (chip)	clock (clocks)	Colorado
chocolate	close (closes, closed, closing)	coloring book (coloring books)
chocolate chip (chocolate chips)	closet (closets)	Colts
chocolate milk	clothes (clothing)	Columbia
chocolate pie	cloudy (cloudier, cloudiest, cloudily, clouds)	Columbus
choke (chokes, choked, choking)	clutch (clutches)	Columbus Day (Columbus Days)
cholesterol	CNBC	column (columns)
cholesterol Rx	CNN	comb (combs, combed, combing)
chop suey	coach (coaches)	combine (combines, combined, combining)
chopsticks (chop sticks)	Coast Guard	come (comes, came, coming)
chow mein	Coast Guard enlisted	Comedy Central
Christmas (Christmases)	Coast Guard officers	comfortable (comfortably)
Chrysler	Coast Guard warrant officers	comics
church (churches)	coaster (coasters)	Command Chief Master Sergeant
cigar (cigars)	coat (coats)	Command Sergeant Major
cigarette (cigarettes)	coatroom (coatrooms)	Commander
Cincinnati	cocktail	commode (commodes)
Cinemax	coconut (coconuts)	compact (compacts)
cinnamon bun (cinnamon buns)	coffee	company
circle (circles)	coffee table (coffee tables)	compensatory treatment techniques
circus (circuses)	coffeemaker (coffeemakers)	compose (composes, composed, composing)
city (cities)	coffeepot (coffeepots)	computer
Clairol	coin collecting	
clarify	coin (coins)	
clarinet (clarinets)	Coke	
class (classes)		
clay		
clean (cleaner, cleanest, cleanly)		

concert  
Concord  
concrete  
conditioner  
condo  
cone (cones)  
confide (confides,  
confided, confiding)  
confused (confusedly)  
congestion  
congratulations  
Connecticut  
constipation  
contact lenses  
containers  
contents  
controls (control)  
conversation  
cook (cooks, cooked,  
cooking)  
cookie (cookies)  
cookie sheet (cookie  
sheets)  
cooling  
Coors  
copper  
copy (copies, copied,  
copying)  
corn  
corn flakes  
corn pads  
cornbread  
corner (corners)  
Corporal  
corps  
cortisone cream  
cost (costs)  
Costco  
cottage cheese  
cotton (cotton balls,  
cotton ball)  
couch (couches)

cough (coughs,  
coughed, coughing)  
cough drops  
cough syrup  
could  
counselor (counselors)  
count (counts, counted,  
counting)  
counter  
country  
couple  
cousin  
cover (covers, covered,  
covering)  
Cover Girl  
Cowboys  
Coyotes  
crab  
crabs  
cracker (crackers)  
crafts  
cramped (cramp,  
cramps)  
cranberry (cranberries)  
crash (crashes,  
crashed, crashing)  
crayon (crayons)  
cream  
cream cheese  
cream of wheat  
create (creates, created,  
creating)  
credit card (credit cards)  
Crest  
crew  
crocheting (crochet,  
crochets, crocheted)  
crooked (crookedly)  
cross (crosses, crossed,  
crossing)

cross stitching (cross  
stitch, cross stitches,  
cross stitched)  
crossword puzzles  
cruiser  
crutches (crutch)  
cry  
cube (cubes)  
Cubs  
cucumber (cucumbers)  
cup (cups)  
cupboard (cupboards)  
cupcake  
curlers (curler)  
curling iron (curling  
irons)  
currants (currant)  
current diet  
current liquids  
curry  
curses  
curtains (curtain)  
curve (curves)  
cushion (cushions)  
cut (cuts, cutting)  
cutout book (cutout  
books)  
CVS  
**d**  
dairy products (dairy  
product)  
Dallas  
dam  
dance (dancing)  
dandruff  
dangerous  
(dangerously)  
dark  
dark bread  
dashboard (dashboards)  
date (dates)

date due card (date due cards)	desk (desks)	disagree (disagrees, disagreed, disagreeing)
date due stamp (date due stamps)	despair (despairs, despaired, despairing)	Discovery Channel
daughter (daughters)	dessert (desserts)	dish (dishes)
day (days)	dessert cup (dessert cups)	dishsoap
dead (deadly)	destroyer	dishtowel (dishtowels)
Death Valley	detergent (detergents)	dishwasher (dishwashers)
decaf	determine (determines, determined, determining)	disk drive (disk drives)
December (Decembers)	Detroit	diskette (diskettes)
decide (decides, decided, deciding)	Devil Rays	dislike (dislikes, disliked)
decision (decisions)	deviled eggs	Disney Channel
decline (declines, declined, declining)	Devils	Disney World
decongestant	diabetes (diabetic)	Disneyland
decrease (decreases, decreased, decreasing)	diabetes Rx	disperse (dispersed, dispersing)
deep (deeper, deepest, deeply)	dial (dials, dialed, dialling)	distance (distances)
deer	Diamondbacks	divided by
defective	diarrhea	divider (dividers)
degree (degrees)	dictionary	division
Delaware	did	dizzy (dizzier, dizziest, dizzily)
delicious (deliciously)	die (dies, died, dying)	do
demand (demands, demanded, demanding)	Diet Coke	doctor (doctors)
Denali National Park	Diet Pepsi	doctor's office
Denny's	dietitian (dietitians)	Dodge
dental floss	different (differently)	Dodgers
dentist (dentists)	difficult	does
denture cleaner	dig (digs, dug, digging)	doesn't
denture cream	dime (dimes)	dog (dogs)
dentures	diminish (diminishes, diminished, diminishing)	dog food
Denver	dining room (dining rooms)	doing
deodorant (deodorants)	dinner (dinners)	doll (dolls)
deposit	dinosaurs (dinosaur)	dollar (dollars)
depressed (depressedly)	dipstick (dipsticks)	Dolphins
depth (depths)	direction (directions)	Domino's
Des Moines	dirty (dirtier, dirtiest, dirtily)	done
desert	disabled	door (doors)
		doorbell (doorbells)
		doorknob (doorknobs)
		dosage
		double click

doughnuts (doughnut)  
Dove  
Dover  
down  
Dr. Scholl's  
drag  
draw (draws, drew,  
drawing, drawn)  
drawer (drawers)  
dream (dreams,  
dreamed, dreaming)  
dress (dresses,  
dressed, dressing)  
dresser (dressers)  
dressing (dressings)  
drink (drinks, drank,  
drinking, drunk)  
drinks (drink)  
drip (drips, dripped,  
dripping)  
drive (drives, drove,  
driving, driven)  
driver's license (driver's  
licenses)  
driver's manual (driver's  
manuals)  
driver's test  
driveway (driveways)  
drop (drops, dropped,  
dropping)  
drugstore (drugstores)  
drum (drums)  
dry (dries, drying, dried,  
drier, driest, drily)  
dryer  
Duane-Read  
duck (ducks)  
dumplings  
Dunkin' Donuts  
during  
dustpan (dustpans)

DVD player (DVD  
players)  
dysphagia

## e

E!  
Eagles  
ear (ears)  
early (earlier, earliest)  
east  
Easter (Easters)  
easy  
eat (eats, eating, eaten)  
Eckerd  
edger (edgers)  
EEG (EEGs)  
egg  
eggbeater (eggbeaters)  
eggplant (eggplants)  
eggroll  
eggs  
eggs benedict  
eighth  
EKG (EKGs)  
elbow (elbows)  
elderly  
elderly man  
elderly woman  
Election Day (Election  
Days)  
electricity  
elephant (elephants)  
elevator  
emergency  
(emergencies)  
emergency brake  
(emergency brakes)  
emergency room  
(emergency rooms)  
empanadas  
employed  
empty (emptier,  
emptiest, emptily)

end (ends, ended,  
ending)  
engine (engines)  
english muffin  
enjoy (enjoys, enjoying  
enjoyed)  
enough  
Ensign  
entry (entries, entrance)  
envelope (envelopes)  
equal (equals)  
erase (erases, erasing,  
erased)  
eraser (erasers)  
errands  
escalator  
ESPN  
estimate  
Europe  
evaluate (evaluates,  
evaluated, evaluating)  
evening (evenings)  
Everglades  
evil (evilly)  
exam (exams)  
excited (excitedly)  
exercise (exercises,  
exercised, exercising)  
exercise bike (exercise  
bikes)  
exercise equipment  
exercising  
EXIT (EXITs)  
expensive (expensively)  
explain (explains,  
explained, explaining)  
expressing  
extend (extends,  
extended, extending)  
extension cord  
(extension cords)  
extra

eye (eyes)  
eye drops  
eye shadow  
eye wash  
eyebrow (eyebrows)  
eyebrow pencil  
(eyebrow pencils)  
eyeglasses  
eyelid (eyelids)  
eyeliner

## **f**

fabric (fabrics)  
fabric softener  
face (faces)  
face cream (face  
creams)  
facilitation treatment  
techniques  
fail (fails, failed, failing)  
Fairbanks  
fajitas  
fake (fakes, faked,  
faking)  
Falcons  
fall (falls, fell, falling)  
fall asleep (falls asleep,  
fell asleep, falling  
asleep)  
fall over (falls over, fell  
over, falling over)  
family (families)  
family relations-2  
family relations-3  
family relations-4  
family relations-5  
fan (fans)  
fancy (fancier, fanciest,  
fancily)  
far (farther, farthest)  
farm (farms)  
fast (faster, fastest)  
fat

father (fathers)  
Father's Day (Father's  
Days)  
favorite (favorites)  
February (Februarys)  
feed (feeds, fed,  
feeding)  
feed meter (feeds  
meter, feeding meter,  
fed meter)  
feel (feels, felt, feeling)  
feelings  
fence (fences)  
fertilize (fertilizes,  
fertilized, fertilizing)  
fertilizer (fertilizers)  
feta cheese  
fettuccini alfredo  
feverish (feverishly)  
few (fewer, fewest)  
fiber  
fiction  
fielder (fielders)  
fifth gear  
fight (fights, fought,  
fighting)  
fighter  
figure (figures, figured,  
figuring)  
figure out (figures out,  
figured out, figuring out)  
file cabinet (file  
cabinets)  
Filene's  
fill  
film  
filter (filters)  
filthy (filthier, filthiest,  
filthily)  
final consonant  
combinations

find (finds, found,  
finding)  
fine (finer, finest, finely)  
finger (fingers)  
fingernail (fingernails)  
fingerpaint (fingerpaints)  
fire  
fireman (firemen)  
fireplace (fireplaces)  
firewood  
first (firstly)  
first aid kit  
first base  
first gear  
First Lieutenant  
First Sergeant  
fish  
fishing  
fit (fits, fitted, fitting)  
fitting (fittingly)  
fix (fixes, fixed, fixing)  
fizz  
flag (flags)  
Flag Day (Flag Days)  
flagstaff (flagstaffs)  
Flames  
flan  
flare (flares)  
flashlight (flashlights)  
flats  
flex (flexes, flexed,  
flexing)  
float (floats, floated,  
floating)  
flood (floods, flooded,  
flooding)  
floor (floors)  
Florida  
flour  
flow (flows, flowed,  
flowing)  
flower (flowers)

flush (flushes, flushed, flushing)  
flusher (flushers)  
flute (flutes)  
fly (flies, flew, flying, flown)  
Flyers  
fold (folds, folded, folding)  
fond (fonder, fondest, fondly)  
food (foods)  
Food Network  
food store (food stores)  
foot (feet)  
football (footballs)  
for  
for here  
Ford  
forehead (foreheads)  
foreign language (foreign languages)  
forget (forgets, forgot, forgetting, forgotten)  
fork (forks)  
formal wear  
Fort Knox  
fortune cookie  
foundation (foundations)  
fourth gear  
Fourth of July  
Fox  
fracture (fractured)  
Frankfort  
freeway  
freeze (freezes, froze, freezing, frozen)  
freezer (freezers)  
freezing  
French bread  
french toast  
frequent (frequently)

Friday (Fridays)  
fried chicken  
fried eggs  
fried rice  
friend (friends)  
fries  
frigate  
from  
front (fronts)  
front yard  
Froot Loops  
Frosted Flakes  
frown (frowns, frowning, frowned)  
frozen food (frozen foods)  
fruit (fruits)  
frustrated  
fry  
frying pan (frying pans)  
fuel  
full (fuller, fullest, fully)  
fun  
funeral  
funnel (funnels)  
funny  
furnace  
furniture  
FX  
**g**  
gambling  
games (game)  
garage (garages)  
garage door  
garbage  
garbage can (garbage cans)  
garbage man (garbage men)  
garden (gardens)  
garden tool (garden tools)

gardener (gardeners)  
gardening  
garlic  
gas  
gas can (gas cans)  
gas cap (gas caps)  
gas card (gas cards)  
gas gauge (gas gauges)  
gas pedal (gas pedals)  
gas station (gas stations)  
gas up (gasses up, gassing up, gassed up)  
Gateway Arch  
gather (gathers, gathered, gathering)  
gauze  
gel caps  
General  
General Tso's chicken  
geography  
geometry  
Georgia  
Gerber  
get (gets, got, getting, gotten)  
Gettysburg  
Giants  
gift (gifts)  
Gillette  
gin  
giraffe (giraffes)  
girl (girls)  
give (gives, giving, gave, given)  
glad (gladder, gladdest, gladly)  
glass (glasses)  
glove (gloves)  
glove compartment (glove compartments)  
gloves (glove)

glucose meter  
glue  
go (goes, went, going, gone)  
go on (goes on, going on, gone on, went on)  
gold  
golden  
Golden Gate Bridge  
golf  
gone  
good  
good feelings  
Good Friday (Good Fridays)  
goodbye (goodbyes)  
government (governments)  
grades (grade)  
grammar  
Grand Canyon  
Grand Ole Opry  
grandchildren (grandchild)  
granddaughter (granddaughters)  
grandfather (grandfathers)  
grandmother (grandmothers)  
grandparents (grandparent)  
Grandparents' Day (Grandparents' Days)  
grandson (grandsons)  
grapefruit (grapefruits)  
grapejuice  
grapes (grape)  
grasp (grasps, grasped, grasping)  
grass (grasses)  
grateful (gratefully)

gravy  
gray (grayer, grayest, grayly)  
great  
Great Salt Lake  
green (greener, greenest, greenly)  
green beans  
Green Mountains  
green onion (green onions)  
green pepper (green peppers)  
greet (greet, greeted, greeting)  
greeting (greetings)  
grieve (grieves, grieved, grieving)  
grill  
grilled cheese  
grip (grips, gripped, gripping)  
Grizzlies  
grocery  
grocery store  
grooming  
group (groups)  
grow (grows, grew, growing, grown)  
guacamole  
guitar (guitars)  
guilty (guiltier, guiltiest, guiltily)  
Guinness  
Gunnery Sergeant  
gym (gyms)  
gyoza  
**h**  
hair  
hair color (hair colors)  
hair dryer (hair dryers)  
haircut

hairdresser (hairdressers)  
hairspray (hairsprays)  
half  
half and half  
half dollar (half dollars)  
half full  
hall (halls)  
Hallmark Channel  
Halloween (Halloweens)  
ham  
hamburger (hamburgers)  
hammer (hammers)  
hamster (hamsters)  
hand (hands)  
hand mirror (hand mirrors)  
handkerchief (handkerchiefs)  
handrail  
handsome (handsomer, handsomest, handsomely)  
hang (hangs, hanged, hanging, hung)  
hanger (hangers)  
Hanukkah (Hanukkahs)  
happy (happier, happiest, happily)  
hard  
hard boiled eggs  
Hard Rock Cafe  
Harrisburg  
Hartford  
Harvard University  
hash browns  
hat (hats)  
have  
having  
Hawaii  
Hawks

HBO  
he (him, his)  
head (heads)  
headache (headaches)  
headlights (headlight)  
health  
hear (hears, heard, hearing)  
hearing aid (hearing aids)  
heart (hearts)  
heart attack (heart attacks)  
heart Rx  
heartburn  
heartburn Rx  
heat  
Heat  
heater  
heavy  
hedge (hedges)  
heel (heels)  
heels  
height (heights)  
Heineken  
Helena  
helicopter  
hello (hellos)  
help (helps, helped, helping)  
helper  
hemiparesis  
hemorrhoid cream (hemorrhoid, hemorrhoids)  
her (hers)  
here  
hide (hides, hid, hiding, hidden)  
high (higher, highest)  
high cholesterol  
high pitched

highbeams  
highly  
highway  
him  
hinge (hinges)  
hip (hips)  
hippopotamus  
his  
history (histories)  
history book (history books)  
History Channel  
hit (hits, hitting)  
hoagie  
hobbies (hobby)  
hockey  
hoe (hoes)  
hold (holds, held, holding)  
holder (holders)  
holidays (holiday)  
Hollywood  
home  
Home Depot  
home people (home person)  
home plate  
Home Shopping Network  
homely (homelier, homeliest)  
Honda  
honey  
honey dew  
Honolulu  
hood (hoods)  
hook (hooks)  
Hooters  
Hoover Dam  
hope (hopes, hoped, hoping)  
hopscotch

horn (horns)  
Hornets  
horse (horses)  
horseradish  
hose (hoses)  
hospital (hospitals)  
hospital bed (hospital beds)  
hospital gown (hospital gowns)  
hospital people (hospital person)  
hostile  
hot (hotter, hottest, hotly)  
hot chocolate  
hot dog  
hotel (hotels)  
hour (hours)  
house (houses)  
housecleaner (housecleaners)  
Houston  
how  
hug  
Huggies  
Hummer  
hungry (hungrier, hungriest, hungrily)  
hunting  
Hurricanes  
hurt  
husband (husbands)  
hydrogen peroxide  
hypertension  
hyperventilation  
Hyundai  
**i**  
I know it  
I see  
ice cream

ice cream cone (ice cream cones)  
iced tea  
ICU (ICUs)  
Idaho  
if  
ignition  
IHOP  
Illinois  
illness  
imagine (imagines, imagined, imagining)  
imam  
improve (improves, improved, improving)  
in  
in exchange for  
inch (inches)  
increase (increases, increased, increasing)  
index (indexes)  
index card (index cards)  
Indiana  
Indianapolis  
Indianapolis 500  
Indians  
indigestion  
individual (individuals)  
inedible (inedibly)  
infantry  
information  
infrequent (infrequently, intermittent)  
ingredients  
inhale (inhales, inhaled, inhaling)  
injury  
ink pad (ink pads)  
insert (inserts, inserted, inserting)  
inserts (insoles)  
inside

insulation  
insulin pump  
insurance  
insurance company (insurance companies)  
interacting  
interest (interests, interested, interesting)  
Internet  
interpret (interprets, interpreted, interpreting)  
interview (interviews)  
intestine (intestines)  
intubation  
invite (invites, invited, inviting)  
Iowa  
iPod (iPods)  
iron  
ironing board (ironing boards)  
is  
Islanders  
it  
Italian food  
itchy (itchier, itchiest, itch)  
its  
IV (IVs)  
IV bottle (IV bottles)  
IV needle (IV needles)  
IV stand (IV stands)  
IV tube (IV tubes)  
**j**  
Jack in the Box  
jacket (jackets)  
jacks (jack)  
Jackson  
Jacksonville  
Jaguars  
jalapeno pepper  
jam (jams)

January (Januaries)  
Japanese food  
jar (jars)  
jaw exercises  
Jazz  
JCPenney  
Jefferson City  
jello  
jelly (jellies)  
Jets  
jewelry box (jewelry boxes)  
job (jobs)  
Johnson's  
join  
juice  
juicy (juicier, juiciest, juicily)  
July (Julys)  
jump (jumps, jumped, jumping)  
June (Junes)  
Juneau  
just  
**k**  
Kansas  
keep  
Kennedy Space Center  
Kentucky  
Kentucky Derby  
Kentucky Fried Chicken  
ketchup  
key (keys)  
Key West  
kick (kicks, kicked, kicking)  
kidney (kidneys)  
kill (kills, killed, killing)  
kind (kinder, kindest, kindly)  
Kings

kiss (kisses, kissed, kissing)  
kitchen (kitchens)  
kite (kites)  
kiwi  
Kleenex  
Kmart  
knee (knees)  
knee highs  
Knicks  
knife (knives)  
knitting (knit, knits, knitted)  
knock (knocks, knocked, knocking)  
know (knows, knew, knowing, known)  
knuckle (knuckles)  
Kohl's  
koran  
Kroger  
Kwanzaa  
**|**  
lab (labs)  
Labor Day (Labor Days)  
ladder (ladders)  
ladle (ladles)  
lake  
Lakers  
lamb  
lamb chop (lamb chops)  
lamp (lamps)  
Lance Corporal  
lancet  
Lansing  
Las Vegas  
lasagna  
last (lastly)  
late (later, latest, lately)  
laugh (laughs, laughed, laughing)  
laundry basket

laundry room (laundry rooms, laundry)  
lawnmower (lawnmowers)  
lawyer (lawyers)  
laxative  
lead  
leaf (leaves)  
lean (leaner, leanest, leanly)  
learn (learns, learned, learning)  
leash (leashes)  
leather  
leave (leaves, leaving)  
ledger (ledgers)  
left  
leg (legs)  
leisure  
leisure activity  
lemon (lemons)  
lemon meringue pie  
lemonade  
lens cleaner (lens cleaners)  
less (lesser, least)  
let (lets, letting)  
letter (letters)  
letter (letters)  
letter opener (letter openers)  
lettuce  
Lexus  
librarian (librarians)  
librarian's desk  
library (libraries)  
license plate (license plates)  
lid (lids)  
lie (lies, lay, lying, lain, lied)

lie back (lies back, lay back, lying back, lain back)  
lie down (lies down, lay down, lying down, lain down)  
Lieutenant  
Lieutenant Colonel  
Lieutenant Commander  
Lieutenant General  
Lieutenant Junior Grade  
lifestyle (lifestyles)  
Lifetime  
lift (lifts, lifted, lifting)  
ligament (ligaments)  
light (lights)  
light switch (light switches)  
lightbulb (lightbulbs)  
Lightning  
like (likes, liked)  
limb apraxia  
lime (limes)  
Lincoln  
line (lines)  
Lingraphica  
lion (lions)  
Lions  
lip (lips)  
lip exercises  
lip pencil (lip pencils)  
lipstick (lipsticks)  
liquid  
liquid cleaner (liquid cleaners)  
liquor  
list (lists, errands)  
listen (listens, listened, listening)  
Listerine  
Little Big Horn  
Little Rock

live (lives)  
liver (livers)  
living room (living rooms)  
lo mein  
lobby (lobbies)  
lobster  
lock (locks)  
locker (lockers)  
lonely (lonelier, loneliest)  
look (looks, looked, looking)  
loop (loops)  
Lord & Taylor  
Los Angeles  
lose (loses, lost, losing)  
lotion (lotions)  
loud (louder, loudest, loudly)  
Louisiana  
love (loves, loved, loving)  
low (lower, lowest, lowly)  
Lowe's  
lunch (lunches)  
lunchbox (lunchboxes)  
lung (lungs)

## **m**

Maalox  
macaroni  
macaroni & cheese  
macaroni salad  
Macy's  
Madison  
magazine (magazines)  
Magic  
mail (mails, mailed, mailing)  
mailbox (mailboxes)  
mailman (mailmen)

Maine  
maintenance book (maintenance books)  
Major  
Major General  
makeup  
mall (malls)  
man (men)  
manager  
mango (mangos)  
manipulating  
many  
map  
Maple Leafs  
maps  
March (Marches)  
Mardi Gras  
margarine  
Marine Corps enlisted  
Marine Corps officers  
Marine Corps warrant officers  
Mariners  
Marines  
marionette (marionettes)  
marker (markers)  
Marlins  
marriage  
marry (married)  
Martin Luther King Day  
Maryland  
mascara  
mashed potatoes  
Massachusetts  
Master Chief Petty Officer  
Master Chief Petty Officer of the Navy  
Master Chief Warrant Officer  
Master Gunnery Sergeant

Master Sergeant  
mat (mats)  
match (matches)  
matchbook (matchbooks)  
materials  
math  
Maui  
Mavericks  
May (Mays)  
may  
maybe  
Maybelline  
Mayo Clinic  
mayonnaise  
Mazda  
McDonald's  
meal assistance  
meals (meal)  
mean (meaner, meanest, meanly)  
measure (measures, measured, measuring)  
measuring  
measuring cup (measuring cups)  
meat (meats)  
meatball (meatballs)  
meatloaf  
mechanic (mechanics)  
medal  
Medal of Honor  
Medicaid  
medical equipment  
medical places  
Medicare  
medicine (medicines, medication, medications)  
medicine chest (medicine chests)  
medium

medium  
medium pitched  
medium rare  
meeting (meetings)  
melon (melons)  
melt (melts, melted,  
melting)  
Memorial Day (Memorial  
Days)  
Memphis  
menu  
Mercedes-Benz  
merry (merrier, merriest,  
merrily)  
message  
metal (metals)  
meter reader (meter  
readers)  
Mets  
Mexican food  
mg  
Miami  
mice  
Michelob  
Michigan  
microwave  
(microwaves)  
middle drawer  
might  
Mighty Ducks  
mild (milder, mildest,  
mildly)  
mild pain  
military  
milk  
Miller  
Milwaukee  
mind  
minister (ministers)  
Minneapolis  
Minnesota  
minus (minuses)

minute (minutes)  
mirror (mirrors)  
miso soup  
Mississippi  
Missouri  
misspeak (misspeaks,  
misspoke, misspeaking,  
misspoken)  
misunderstand  
(misunderstood,  
misunderstanding)  
Mitsubishi  
mitt (mitts)  
mitten (mittens)  
mixed vegetables  
mixer (mixers)  
ml  
Mobile  
model trains  
moderate pain  
modern (modernly)  
modifiers (modifier)  
moldy  
mole  
Monday (Mondays)  
money  
monkey (monkeys)  
monkey bars  
Montana  
Montgomery  
month (months)  
Montpelier  
mop (mops, mopped,  
mopping)  
more  
Mormon Tabernacle  
morning (mornings)  
mosque  
motel (motels)  
mother (mothers)  
Mother's Day (Mother's  
Days)

motorcycle  
(motorcycles)  
mound (mounds)  
Mount Rushmore  
mountain  
Mountain Dew  
mouse  
mouth (mouths)  
mouthwash  
(mouthwashes)  
move (moves, moved,  
moving)  
movie projector (movie  
projectors)  
movies (movie)  
mow (mows, mowed,  
mowing)  
mozzarella cheese  
Mt. Ranier  
mu shu  
muffins (muffin)  
muffler (mufflers)  
mug (mugs)  
multi-vitamin (multi-  
vitamins)  
muscle (muscles)  
Muscle Beach  
muscle relaxer Rx  
museum (museums)  
mushroom (mushrooms)  
music  
musical (musicals)  
musical instrument  
(musical instruments)  
must  
mustard

**n**

nachos  
nail polish  
nail polish remover  
nail scissors (nail  
clipper)

nailfile (nailfiles)  
nails (nail)  
name (names)  
nap  
napkin (napkins)  
nasal spray  
Nashville  
National Guard  
national park  
Nationals  
natural (naturally)  
natural motions  
nauseated  
Naval Academy  
Navy  
Navy enlisted  
Navy officers  
Navy warrant officers  
NBC  
nd  
near (nearer, nearest,  
nearly)  
Nebraska  
neck (necks)  
necklace (necklaces)  
need (needs, needed,  
needing)  
needle (needles)  
neighbor (neighbors)  
nephew (nephews)  
nerve (nerves)  
Nets  
neurologist  
(neurologists,  
neurology)  
Neutrogena  
Nevada  
never  
new (newer, newest,  
newly)  
New Hampshire  
New Haven

New Jersey  
New Mexico  
New Orleans  
New Year's Day (New  
Year's Days)  
New York  
newborn (newborns)  
news  
newspaper  
(newspapers)  
next  
Niagara Falls  
nice  
nickel (nickels)  
Nickelodeon  
niece (nieces)  
night (nights)  
nightgown (nightgowns)  
nightstand (nightstands)  
nipple (nipples)  
Nissan  
Nivea  
no  
no pain  
noodles  
noon  
Nordstrom  
north  
North America  
North Carolina  
North Dakota  
nose (noses)  
note  
notebook (notebooks)  
notebook paper  
notice  
Notre Dame  
November (Novembers)  
now  
Nuggets  
numbers (number)  
nun (nuns)

nurse (nurses)  
nursing assistant  
nursing home (nursing  
homes)  
nuts (nut)  
**O**  
oatmeal  
obese  
occupational therapist  
(occupational therapists,  
occupational therapy)  
o'clock  
October (Octobers)  
odometer (odometers)  
of  
off  
office (offices)  
Ohio  
oil  
oil derrick  
oil gauge (oil gauges)  
Oilers  
ointment (ointments)  
Oklahoma  
Oklahoma City  
okra  
old (older, oldest, oldly)  
old-fashioned  
Olive Garden  
olives (olive)  
Olympia  
Omaha  
omelet  
on  
oncologist (oncologists)  
onion (onions)  
onion soup  
only  
opaque (opaquer,  
opaquest, opaquely)  
open (opens, opened,  
opening)

opener (openers)  
opera (operas)  
ophthalmologist  
(ophthalmologists)  
Oral B  
oral motor exercises  
orange (oranges,  
oranger, orangest,  
orangely)  
orange juice  
orange soda  
order  
orderly (orderlies)  
ordinary (ordinarily)  
Oregon  
organs (organ)  
Orioles  
Orlando  
osteoporosis  
other  
ounce (ounces)  
Outback Steakhouse  
outerwear  
outings  
outlet (outlets)  
outside  
ovary (ovaries)  
oven (ovens)  
over  
over the counter  
overall (overalls)  
overnight bag (overnight  
bags)  
overturn (overturns,  
overturned, overturning)  
overweight  
own (owns, owning,  
owned)

## **p**

P.M.  
pacemaker  
Pacers

Packers  
pad (pads)  
Padres  
pads  
page (pages)  
pail (pails)  
pain (pains, pained,  
paining)  
pain scale  
paint (paints, painted,  
painting)  
paintbrush  
(paintbrushes)  
Painted Desert  
painting (paintings)  
pair (pairs)  
pajamas  
Palm Sunday (Palm  
Sundays)  
Pampers  
pancakes  
Panthers  
pants  
panty hose  
paper (papers)  
paper bag (paper bags)  
paper clip (paper clips)  
paper towel (paper  
towels)  
parallel bars  
parallelogram  
(parallelograms)  
paralyzed (paralysis)  
paramedic (paramedics)  
paraplegia  
parents (parent)  
park (parked, parking)  
parking meter (parking  
meters)  
Parkinson's Disease  
parmesan cheese  
party

pass  
pass test (passes test,  
passed test, passing  
test)  
Passover (Passovers)  
pasta  
paste (pastes)  
pastry (pastries)  
past-time  
path (paths)  
patient (patients)  
patient's room  
Patriots  
patrol  
PBS  
pea soup  
peach (peaches)  
peanut butter  
pear (pears)  
peas (pea)  
pecan pie  
peel (peels, peeled,  
peeling)  
pen (pens)  
pencil (pencils)  
pencil sharpener (pencil  
sharpeners)  
penguin (penguins)  
Penguins  
penis (penises)  
Pennsylvania  
penny (pennies)  
pentagon (pentagons)  
people  
pepper (peppers)  
pepperoni  
Pepsi  
perfume (perfumes)  
perhaps  
pet (pets, petted,  
petting)  
Petty Officer First Class

Petty Officer Second Class	pipe (pipes)	point (points, pointed, pointing)
Petty Officer Third Class	Pirates	pointer (pointers)
pharmacist (pharmacists)	pistol	poison (poisons)
pheasant (pheasants)	Pistons	policeman (policemen)
Philadelphia	pitcher (pitchers)	Pontiac
Phillies	Pittsburgh	pool (pools)
philosophy (philosophies)	pizza	poor (poorer, poorest, poorly)
Phoenix	Pizza Hut	pop
phone (phones)	placemat	popcorn
phonemes	placement (placements)	porch (porches)
photo album (photo albums)	places	pork
photos	plain (plainer, plainest, plainly)	pork chop (pork chops)
physical feelings	plan (plans, planned, planning)	portabello mushroom
physical therapist (physical therapists, physical therapy)	plane (planes)	Portland
physics	plant (plants, planted, planting)	portrait (portraits)
piano (pianos)	plant (plants)	post office (post offices)
pick on	plant (plants)	postcard (postcards)
pick up (picks up, picked up, picking up)	plastic (plastics)	pot (pots)
pickles	plate (plates)	potato (potatoes)
picture (pictures)	platoon	potato salad
pie (pies)	play (plays, played, playing)	potato soup
pie plate (pie plates)	playground (playgrounds)	pound (pounds)
Pierre	please	pour (pours, poured, pouring)
Piggly Wiggly	pliers	powder (powders)
Pilgrims	plum (plums)	powder puff (powder puffs)
pill (pills)	plumber (plumbers)	Practice Videos
pillow (pillows)	plumbing	pray (prays, prayed, praying)
pilot	plus (plusses)	Predators
pin (pins)	poached eggs	prepare (prepares, prepared, preparing)
pincushion (pincushions)	pocket (pockets)	prepared food
pineapple (pineapples)	pocket bread (pocket breads)	prescription (prescriptions)
pink	pocketbook	present (presents)
pinkish shears	pocketknife (pocketknives)	President's Day
pinto beans	poetry	press (presses, pressed, pressing)

pretend (pretends,  
pretended, pretending)  
pretty  
pretzel (pretzels)  
priest (priests)  
primer (primers)  
Princeton  
Princeton University  
principal (principals)  
print (prints, printed,  
printing)  
printer  
Private  
Private First Class  
probably  
problem (problems)  
produce  
program (programs)  
pronouns (pronoun)  
prosperous  
(prosperously)  
protect (protects,  
protected, protecting)  
protective underwear  
proud (prouder,  
proudest, proudly)  
Providence  
provolone cheese  
prune (prunes, pruned,  
pruning)  
pruning shears  
psychologist  
(psychologists,  
psychology)  
pudding (puddings)  
pull (pulls, pulled,  
pulling)  
pump (pumps)  
pumpkin pie  
punctuation  
puncture (punctures,  
punctured, puncturing)

puppet (puppets)  
purple  
Purple Heart  
purse (purses)  
push (pushes, pushed,  
pushing)  
put (puts, putting)

## q

quadriplegia  
Quakers  
quarter (quarters)  
quesadillas  
question (questions,  
questioned, questioning)  
quiet (quieter, quietest,  
quietly)  
quilting (quilt, quilts,  
quilted)  
quit (quits, quitting)  
QVC

## r

rabbi (rabbis)  
rabbit (rabbits)  
radiation therapy  
radiator (radiators)  
radio (radios)  
radiologist (radiologists)  
radish (radishes)  
rag (rags)  
Raiders  
rail (rails)  
rain (rains, rained,  
raining, rainy)  
raincoat (raincoats)  
raise (raises, raised,  
raising)  
raisin bread  
raisins (raisin)  
rake (rakes, raked,  
raking)  
Raleigh

ramp (ramps)  
Rams  
range (ranges)  
Rangers  
Raptors  
rare  
rash  
raspberry (raspberries)  
rather  
Ravens  
ravioli  
razor (razors)  
razor blade (razor  
blades)  
rd  
reach (reaches,  
reached, reaching)  
read (reads, reading)  
ready (readier, readiest,  
readily)  
Rear Admiral (lower  
half)  
Rear Admiral (upper  
half)  
rearview mirror  
(rearview mirrors)  
receipt  
recipes (recipe)  
record (records)  
record player (record  
players)  
recreation  
rectangle (rectangles)  
red (redder, reddest,  
redly)  
Red Lobster  
red pepper  
Red Sox  
red wine  
Red Wings  
Reds  
Redskins

refill  
refrigerator  
(refrigerators)  
refrigerator-freezer  
regiment  
registration  
(registrations)  
registration sticker  
(registration stickers)  
regularity  
relax (relaxes, relaxed,  
relaxing)  
release (releases,  
released, releasing)  
religion  
religious holidays  
remember (remembers,  
remembered,  
remembering)  
remote  
remote control (remote  
controls)  
remove (removes,  
removed, removing)  
Reno  
rent  
repair (repairs, repaired,  
repairing)  
repairman (repairmen)  
repeat (repeats,  
repeated, repeating)  
replace (replaces,  
replaced, replacing)  
resemble (resembles,  
resembled, resembling)  
reservation  
reserved  
reside (resides, resided,  
residing)  
respiratory  
responsibility  
(responsibilities)

rest  
restaurant (restaurants)  
restaurants  
restroom (restrooms)  
return  
reverse (reverses)  
Revlon  
Rhode Island  
Rhode Island Reds  
rib (ribs)  
ribbon (ribbons)  
ribs (rib)  
rice  
rice and beans  
rich (richer, richest,  
richly)  
Richmond  
ride (rides, rode, riding,  
ridden)  
rifle  
right  
right  
ring (rings)  
rings  
rinse (rinses, rinsing,  
rinsed)  
Rite-Aid  
river  
road (roads)  
road map (road maps)  
roast (roasts)  
roast chicken  
robe (robes)  
Rockets  
Rockies  
rocking chair (rocking  
chairs)  
Rocky Mountain  
National Park  
roll (rolls, rolled, rolling)  
roll trackball (rolls  
trackball, rolled)

trackball, rolling  
trackball)  
rolls (roll)  
roof (roofs)  
room (rooms)  
root  
root beer  
roots  
rose  
Rosh Hashanah (Rosh  
Hashanahs)  
rotate (rotates, rotated,  
rotating)  
rough  
row (rows)  
rowing machine (rowing  
machines)  
Royals  
rub (rubs, rubbed,  
rubbing)  
rubber (rubbers)  
rug (rugs)  
ruler (rulers)  
rum  
run (runs, ran, running)

## **S**

Saab  
Sabres  
Sacramento  
sad (sadder, saddest,  
sadly)  
safe (safer, safest,  
safely)  
Safeway  
sailor  
Saints  
Saks Fifth Avenue  
salad  
salad dressing  
Salem  
salesman (salesmen)  
saliva

salsa  
salt (salts)  
Salt Lake City  
salty (saltier, saltiest, saltily)  
same  
San Antonio  
San Diego  
San Francisco  
sand (sands)  
sandal (sandals)  
sandbox (sandboxes)  
sandwich (sandwiches)  
sandwich meat (sandwich meats)  
Santa Fe  
Saturday (Saturdays)  
Saturn  
saucepan (saucepans)  
saucer  
sausage (sausages)  
Savannah  
savings account (savings accounts)  
saw (saws)  
saxophone (saxophones)  
say (says, said, saying)  
Sbarro  
scale (scales)  
scaloped potato  
scallops  
scan (scans)  
scare (scares, scared, scaring)  
scared  
scarf (scarves)  
school (schools)  
school people (school person)  
science (sciences)  
scissors

scold (scolds, scolded, scolding)  
score  
scotch  
scrambled eggs  
scrapbook (scrapbooking)  
scrapbooking (scrapbook)  
scrape  
scratch (scratches, scratched, scratching)  
scream (screams, screamed, screaming)  
screen (screens)  
screwdriver (screwdrivers)  
screws (screw)  
scrub (scrubs, scrubbing, scrubbed)  
seafood  
Seahawks  
Seaman  
Seaman Apprentice  
Seaman Recruit  
Sears  
season (seasons)  
seat (seats)  
seatbelt (seatbelts)  
seating chart (seating charts)  
Seattle  
second (seconds)  
second base  
second gear  
Second Lieutenant  
secretary (secretaries)  
section  
secure (secures, secured, securing)  
see (sees, saw, seeing)  
seed (seeds)

seen  
seizure (seizures)  
seizure Rx  
select (selects, selected, selecting)  
Senators  
Senior Airman  
Senior Chief Petty Officer  
Senior Master Sergeant  
senses  
September (Septembers)  
Sequoia National Park  
Sergeant  
Sergeant First Class  
Sergeant Major  
Sergeant Major of the Army  
Sergeant Major of the Marine Corps  
serious (seriously)  
server (servers)  
service  
sesame chicken  
set the table  
severe pain  
sew (sews, sewed, sewing, sewn)  
sewing machine (sewing machines)  
shall  
shallots  
shampoo  
shape (shapes)  
Sharks  
sharpen (sharpens, sharpened, sharpening, sharp)  
shaver (shavers)  
shaving cream (shaving creams)

she  
shed  
sheet (sheets)  
shelf (shelves)  
shelf contents  
shift (shifts)  
shirt (shirts)  
shoes (shoe)  
shoes  
shop (shops, shopping, shopped)  
shopping list (shopping lists)  
short (shorter, shortest, shortly)  
shortening (shortenings)  
shorts  
shot  
should  
shoulder (shoulders)  
shovel (shovels)  
show (shows, showed, showing, shown)  
show  
shower (showers)  
shower curtain  
Showtime  
shredded wheat  
shrimp  
shrimp scampi  
shrink (shrinks, shrank, shrinking, shrunken)  
shrub (shrubs)  
sick (sicker, sickest, sickly)  
side (sides)  
siderail (siderails)  
sidewalk (sidewalks)  
siding  
sight  
sights  
signs (sign)

silence  
silver  
Silver Star  
simmer (simmers, simmered, simmering)  
simple (simpler, simplest, simply)  
sing (sings, sang, singing, sung)  
sink (sinks, sank, sinking)  
sink cabinet (sink cabinets)  
sister (sisters)  
sit (sits, sat, sitting)  
sit up (sits up, sat up, sitting up)  
sits down (sat down, sitting down)  
size (sizes)  
skate (skates, skated, skating)  
skeleton (skeletons)  
ski area  
skin (skins)  
skinny  
skip (skips, skipped, skipping)  
skirt (skirts)  
skis (ski)  
skull  
sled (sleds)  
sleep (sleeps, slept, sleeping)  
sleeping pill (sleeping pills)  
sleeping pill Rx  
sleepwear  
sleepy (sleepier, sleepest, sleepily)  
slice (slices, sliced, slicing)

slide (slides, slid, sliding)  
slide projector (slide projectors)  
slides (slide)  
slight pain  
slightly  
sling (slings)  
slip (slips)  
slippers (slipper)  
slow (slower, slowest, slowly)  
slow down (slows down, slowing down, slowed down)  
SLP  
small (smaller, smallest, smally)  
smash (smashes, smashed, smashing)  
smell (smells, smelled, smelling)  
smile (smiles, smiled, smiling)  
smoke (smokes, smoked, smoking)  
smooth  
snack (snacks)  
snake (snakes)  
sneakers  
sneeze (sneezes, sneezed, sneezing)  
snow (snows, snowing, snowed, snowy)  
soap (soaps)  
soap dispenser (soap dispensers)  
soccer  
social security  
social worker (social workers)  
socket (sockets)

socks (sock)  
sodas (soda)  
soft (softer, softest)  
soft palate exercises  
soiled  
soldier  
some  
sometime (sometimes)  
somewhat  
son (sons)  
sorry (sorrier, sorriest, sorrily)  
sort (sorts, sorted, sorting)  
so-so  
sound (sounds)  
soup (soups)  
sour (sourer, sourest, sourly)  
sour cream  
south  
South America  
South Carolina  
South Dakota  
soy sauce  
spaghetti  
Spanish rice  
spasm  
spasticity  
speak (speaks, spoke, speaking)  
speaker  
special  
special days  
specials  
speech language pathologist  
speech pathologist (speech pathologists)  
speech therapist  
speech therapy  
speed (speeding, sped)

Speed Stick  
speedometer (speedometers)  
spelling (spellings)  
spend (spends, spending, spent)  
sphere (spheres)  
spice rack (spice racks)  
spices (spice)  
spicy (spicier, spiciest, spicily)  
spinach  
spine (spines, back)  
spit (spits, spat, spitting)  
splash (splashes, splashed, splashing)  
spleen (spleens)  
Spokane  
sponge (sponges)  
spoon (spoons)  
sports (sport)  
sports jacket (sports jackets)  
sports page (sports pages)  
spot (spots)  
spray (sprays, sprayed, spraying)  
sprayer (sprayers)  
spring (springs)  
Springfield  
sprinkle (sprinkles, sprinkled, sprinkling)  
sprinkler (sprinklers)  
Sprite  
Spurs  
squadron  
square (squares)  
squash  
squeeze (squeezes, squeezing, squeezed)  
st

St. Louis  
St. Patrick's Day (St. Patrick's Days)  
St. Paul  
St. Petersburg  
stabilize (stabilizes, stabilized, stabilizing)  
Staff Sergeant  
stairs  
stall (stalls)  
stamp (stamps)  
stamp collecting  
stand (stands, stood, standing)  
stand up (stands up, standard consonant blends)  
stood up, standing up)  
staple (staples)  
staple remover (staple removers)  
stapler (staplers)  
Starbucks  
Stars  
start (starts, started, starting)  
start car (starts car, starting car, started car)  
Starz  
state (states)  
stay (stays, stayed, staying)  
steak (steaks)  
steam  
steel  
Steelers  
steering column (steering columns)  
steering wheel (steering wheels)  
stem (stems)  
stepladder (stepladders)

stereo  
stir (stirs, stirred,  
stirring)  
stomach (stomachs)  
stool sample (stool  
samples)  
stop (stops, stopped,  
stopping)  
Stop & Shop  
STOP sign (STOP  
signs)  
STOP signal (STOP  
signals)  
storage locker (storage  
lockers)  
stores (store)  
storm (storms, storming,  
stormy)  
stove (stoves)  
Stowe  
straight  
strain (strains, strained,  
straining)  
strainer (strainers)  
straw (straws)  
strawberry  
(strawberries)  
street  
stretch (stretches,  
stretched, stretching)  
stretcher (stretchers)  
stroke (strokes)  
strong (stronger,  
strongest, strongly)  
student (students)  
student's desk  
student's drawer  
student's seat  
studs  
stuffing  
styling gel  
Subaru

subject (subjects)  
subject card (subject  
cards)  
submarine  
subordinate  
Subway  
sugar  
suggest (suggests,  
suggested, suggesting)  
suggest  
suggestion  
(suggestions)  
suicidal (suicidally)  
suit (suits)  
suitcase (suitcases)  
summer (summers)  
summon (summons,  
summoned,  
summoning)  
sun (suns)  
sun block  
Sun Valley  
sundae (sundaes)  
Sunday (Sundays)  
Sunday school (Sunday  
schools)  
sunglasses  
Suns  
sunny  
superb  
superior  
Supersonics  
support  
support group  
surgeon (surgeons,  
surgery)  
surprised (surprisedly)  
sushi  
swab  
swallow (swallows,  
swallowed, swallowing)  
swamp

sweater  
sweatpants  
sweatshirt  
sweep (sweeps,  
sweeping, swept)  
sweet (sweeter,  
sweetest, sweetly)  
sweet & sour chicken  
sweet potato  
sweetener (sweeteners)  
swim (swims, swam,  
swimming, swum)  
swimsuit (swimsuits)  
swimtrunks  
swing (swings, swang,  
swinging, swung)  
Swiss cheese  
symptoms  
synagogue  
(synagogues)  
syringe (syringes)  
syrup

## **t**

T.G.I. Fridays  
T.J.Maxx  
tab (tabs)  
table (tables)  
table lamp (table lamps)  
table of contents (tables  
of contents)  
tablecloth (tablecloths)  
tablet (tablets)  
tack (tacks)  
Taco Bell  
tacos (taco)  
tag (tags)  
take  
take test (takes test,  
took test, taking test,  
taken test)  
talk (talks, talked,  
talking)

tall (taller, tallest)  
Tallahassee  
tamales  
Tampa  
Tampax  
tampon (tampons)  
tangerine (tangerines)  
tank  
tape (tapes)  
tape dispenser  
tape player (tape  
players)  
tape recorder (tape  
recorders)  
tapioca pudding  
Target  
taste (tastes)  
tasty (tastier, tastiest,  
tastily)  
taxi (taxis)  
tbsp  
tea (teas)  
tea bag  
teach (teaches, taught,  
teaching)  
teacher (teachers)  
teacher's desk  
teacher's drawer  
teacher's seat  
team (teams)  
teapot (teapots)  
tear (tears, tore, tearing,  
torn)  
Technical Sergeant  
technician (technicians)  
teen boy  
teen girl  
teeth (tooth)  
telephone (telephones)  
television (televisions)  
tell (tells, told, telling)

temperature gauge  
(temperature gauges)  
tempura  
Tennessee  
tennis  
tens  
tent (tents)  
test  
test strips  
testicle (testicles)  
testing supplies  
Texans  
Texas  
text (texts)  
textbook (textbooks)  
th  
than  
thank (thanks, thanked,  
thankful, thanking, thank  
you)  
Thanksgiving  
(Thanksgivings,  
Thanksgiving Day,  
Thanksgiving Days)  
that  
that's good  
that's good  
the  
The Weather Channel  
then  
therapy  
therapy ball (therapy  
balls)  
there  
thermometer  
(thermometers)  
thermos  
these  
they (them, their)  
thigh  
thimble (thimbles)  
thin

things (thing)  
think (thinks, thought,  
thinking)  
thinking  
third base  
third gear  
thirsty (thirstier,  
thirstiest, thirstily)  
this  
those  
Thrashers  
thread (threads)  
thrilled  
throat (throats)  
through  
throw (throws, threw,  
throwing, thrown)  
thumb (thumbs)  
Thursday (Thursdays)  
thyroid  
thyroid Rx  
ticket (tickets)  
tie (ties, tied, tying)  
tiger  
Tigers  
Timberwolves  
time (times)  
time of day  
timer (timers)  
times  
Tinactin  
tingling  
tip  
tiramisu  
tire (tires)  
tired (tiredly)  
tissue (tissues)  
tissue box (tissue  
boxes)  
Titans  
title (titles)  
TNT

to  
to go  
to stay  
toast  
toaster (toasters)  
tobacco  
today  
toddler (toddlers)  
toe (toes)  
toenail (toenails)  
tofu  
toilet (toilets)  
toilet paper  
toilet paper dispenser  
(toilet paper dispensers)  
toiletries  
toiletries  
tomato (tomatoes)  
tomato sauce  
tomorrow  
ton (tons)  
tongue (tongues)  
tongue exercises  
tonight  
too  
toolbox (toolboxes)  
toothache  
toothbrush  
(toothbrushes)  
toothpaste  
top  
top drawer  
top left drawer  
top right drawer  
Topeka  
torah  
torso (torsos)  
tortilla chips  
tortillas  
total  
touch (touches,  
touched, touching)

towel (towels)  
towel dispenser (towel  
dispensers)  
town (towns)  
townspeople  
(townsperson)  
toy store  
Toyota  
toy (toys)  
trachea (tracheae)  
Trailblazers  
train (trains)  
trained  
trait (traits)  
transform (transforms,  
transformed,  
transforming)  
translate (translates,  
translated, translating)  
translucent  
(translucently)  
transparent  
(transparently)  
transport (transports,  
transporting,  
transported)  
transportation  
trash  
travel (travels, traveled,  
traveling)  
tray table (tray tables)  
treadmill (treadmills)  
treatment  
tree (trees)  
Trenton  
triangle (triangles)  
tricycle (tricycles)  
trim (trims, trimmed,  
trimming)  
trip (trips, tripped,  
tripping)  
trip

troop  
trouble  
trowel (trowels)  
truck (trucks)  
trunk (trunks)  
try (tries, tried, trying)  
T-shirt (T-shirts)  
tsp  
trumpet (trumpets)  
tub (tubs)  
tuba (tubas)  
tube feeding  
Tucson  
Tuesday (Tuesdays)  
turkey (turkeys)  
turn (turns, turned,  
turning)  
turn left (turns left,  
turned left, turning left)  
turn off (turns off, turned  
off, turning off)  
turn on (turns on, turned  
on, turning on)  
turn right (turns right,  
turned right, turning  
right)  
turn signals (turn signal)  
Turner  
turtle (turtles)  
TV (TVs)  
TV dinner (TV dinners)  
TV guidebook (TV  
guidebooks)  
TV listing (TV listings)  
TV remote  
TV show  
tweezer  
Twins  
Tylenol  
typewriter (typewriters)

## U

ugly (uglier, ugliest, uglily)  
umbrella (umbrellas)  
uncle (uncles)  
unclench (unclenches, unclenched, unclenching)  
uncover (uncovers, uncovered, uncovering)  
under  
undershirt (undershirts)  
understand (understands, understood, understanding)  
underwear  
undress (undresses, undressed, undressing)  
unfitting (unfittingly)  
unfold (unfolds, unfolded, unfolding)  
units  
university  
untie (unties, untied, untying)  
up  
upon  
upset  
urinal (urinals)  
urinate (urinates, urinated, urinating)  
urine sample (urine samples)  
urologist (urologists)  
us  
user icons  
USA Network  
use (used)  
Utah

## V

vacation (vacations)  
vacuum (vacuums)

vagina (vaginas)  
Vail  
Valentine's Day (Valentine's Days)  
Valium  
van (vans)  
vanilla  
vanilla pudding  
vase (vases)  
Vaseretic  
Vasotec  
VCR (VCRs)  
vegetables (vegetable)  
vein (veins)  
vent (vents)  
verbs  
Vermont  
very  
vessel (vessels)  
veteran  
Veterans Day (Veterans Days)  
VH1  
Vice Admiral  
videos (video)  
Vikings  
vinegar  
violin (violins)  
Virginia  
Visine  
visit (visits, visited, visiting)  
visitor (visitors)  
vitamin (vitamins)  
vodka  
Volcanoes National Park  
Volkswagen  
volunteer (volunteers)  
Volvo  
vomit (vomits, vomited, vomiting)

vote  
vulva (vulvas)

## W

waffles  
wagon (wagons)  
Waikiki  
waist (waists)  
wait (waits, waited, waiting)  
waiter (waiters)  
waitress (waitresses)  
wake up (wakes up, woke up, waking up, woken up)  
Walgreens  
walk (walks, walked, walking)  
walker  
walking aids (walking aid)  
wall (walls)  
wallet (wallets)  
Wal-Mart  
want (wants, wanted, wanting)  
war  
Warfarin  
warm (warmer, warmest, warmly)  
Warrant Officer  
Warrant Officer Four  
Warrant Officer One  
Warrant Officer Three  
Warrant Officer Two  
Warriors  
was  
wash (washes, washed, washing)  
washcloth (washcloths)  
washing machine (washing machines)  
Washington

Washington DC  
wastebasket  
(wastebaskets)  
watch (watches)  
watch (watches,  
watching, watched)  
water (waters, watered,  
watering)  
water pill Rx  
watercolors (watercolor)  
waterfall  
waterheater  
(waterheaters)  
watering can (watering  
cans)  
watermelon  
(watermelons)  
wave (waves, waved,  
waving)  
Wawa  
WB  
we  
weak (weaker, weakest,  
weakly)  
wear  
weather  
wedding  
Wednesday  
(Wednesdays)  
week (weeks)  
weekend (weekends)  
weight  
weights  
well  
well  
well done  
well done  
Wendy's  
went  
went on  
were  
west

West Point  
West Virginia  
what  
what's new  
wheat bread  
wheelchair  
(wheelchairs)  
when  
where  
which  
while  
whipped cream  
whiskey  
whistle (whistles,  
whistled, whistling)  
white (whiter, whitest,  
whitely)  
White Castle  
White Sox  
white wine  
whiteboard  
(whiteboards)  
who  
whole (wholly)  
whom  
why  
width (widths)  
wife (wives)  
Wild  
will  
Wilmington  
win (wins, won, winning)  
wind (winds)  
window (windows)  
windy  
windshield cleaner  
(windshield cleaners)  
wine (wines)  
Winn-Dixie  
winter (winters)  
wipe (wipes, wiping,  
wiped)

wiper controls  
wipers (wipe)  
wire (wires)  
Wisconsin  
wish (wishes, wished,  
wishing)  
with  
withdraw (withdraws,  
withdrew, withdrawing,  
withdrawn)  
withdrawal  
Wizards  
wolf (wolves)  
woman (women)  
wonderful  
wonderful  
wonton soup  
wood  
wood basket (wood  
baskets)  
wood working  
woodpile (woodpiles)  
word  
words  
work (works, worked,  
working)  
workglove (workgloves)  
world (worlds)  
worried  
worse  
worship  
worst  
worst pain possible  
would  
wouldn't  
wrap (wraps, wrapped,  
wrapping)  
wrapping paper  
wrist (wrists)  
write (writes, wrote,  
writing, written)  
wrong

Wyoming

zucchini

zucchini bread

## **X**

x-ray (x-rays)

## **Y**

Yale University

Yankees

yard (yards)

year (years)

year tag (year tags)

yellow (yellower,

yellowest, yellowly)

Yellowstone National  
Park

yes

yesterday

yet

yield (yields, yielding,  
yielded)

YIELD sign (YIELD  
signs)

yogurt

Yom Kippur (Yom  
Kippurs)

Yosemite

you (your)

young (younger,

youngest, youngly)

you're welcome

## **Z**

Zaroxolyn

Zebeta

zebra (zebras)

Zestoretic

Zestril

Zion National Park

zip (zips, zipped,  
zipping)

Zocor

Zoloft

zoo (zoos)

# Non-alphabetic Icons

A few icons in Lingraphica have glosses that do not begin with a letter, and hence fall outside an alphabetical listing. They are:

<b>Digits</b>	:	7 <sup>th</sup>
0-100 (inclusive)	-	8 <sup>th</sup>
200	/	9 <sup>th</sup>
300	blank card	10 <sup>th</sup>
400		11 <sup>th</sup>
500	<b>Minutes after hour</b>	12 <sup>th</sup>
600	:00	13 <sup>th</sup>
700	:15	14 <sup>th</sup>
800	:30	15 <sup>th</sup>
900	:45	16 <sup>th</sup>
1,000		17 <sup>th</sup>
	<b>Miscellaneous</b>	18 <sup>th</sup>
<b>Currency</b>	9-volt battery	19 <sup>th</sup>
\$1	49ers (football)	20 <sup>th</sup>
\$5	76ers (basketball)	21 <sup>st</sup>
\$10	7Up	22 <sup>nd</sup>
\$20	7-Eleven (store)	23 <sup>rd</sup>
\$50		24 <sup>th</sup>
\$100	<b>Dates</b>	25 <sup>th</sup>
	1 <sup>st</sup>	26 <sup>th</sup>
<b>Punctuation</b>	2 <sup>nd</sup>	27 <sup>th</sup>
.	3 <sup>rd</sup>	28 <sup>th</sup>
,	4 <sup>th</sup>	29 <sup>th</sup>
?	5 <sup>th</sup>	30 <sup>th</sup>
!	6 <sup>th</sup>	31 <sup>st</sup>



## Appendix – Menu Guide

---

### File

**Open Backup:** Loads previously saved backup.

**Save Backup:** Stores copy of all Lingraphica data over previous copy.

**Save Backup As:** Stores new copy of all Lingraphica data with name that you supply in the location of your choice.

**Add a line:** Adds blank line to Workspace.

**Save Workspace:** Saves contents of Workspace (all rows) in phrase stack on current page. Phrase stack will be named with first phrase. To change name of stack, click on phrase and then select Rename on the Customize menu.

**View Exercise Report:** Allows you to open saved exercise report.

### Edit

**Change “*icon*”:** Opens Icon Editor so that icon properties (name, voice, image, or page properties) can be changed.

**Make new icon:** Makes new icon with properties that can be set in Icon Editor.

**Add “*icon*” to “*page name*” Page:** Add icon to current page.

**Undo:** Undoes last action.

**Delete:** Deletes icon.

**Clean Up Page:** Arranges icons and phrase strips into neat rows and columns.

### Tools

**Type and Talk:** Provides large typing area where you can type and then have Lingraphica speak what you’ve typed.

**Speech Practice:** Users can record and hear their own voices.

## Settings

**Levels:** In the Assisted Level, Workspace is hidden, and in the Independent Level it is visible.

**Use male or female voice:** Determines whether there will be a male or female voice.

**Icon and Text Size:** Changes icon and text size. Default size is the smallest.

**Workspace Playback Speed:** Changes speed at which icons in Workspace are played back.

**Computer Voice Speed:** Changes speed of computer-generated voice.

### Feature On/Off:

**Upper case:** All text beneath icons and phrase strips will be in upper case.

**Turn on One-Click Navigation:** This setting allows user to enter a page with a single click, eliminating need to use green down arrow.

**No Icon Sound** indicates that icon sound is ON; **Play Icon Sound** indicates that sound is OFF.

**No Click Sound** indicates that click sound is ON; **Play Click Sound** indicates that click sound is OFF.

**Hide/Show Text:** Hides/shows text beneath icons.

**Hide/Show Phrase Builder:** Hides or shows Phrase Builder.

**Hide/Show Trashcan:** Hides or shows Trashcan. Hiding the Trashcan can be useful for people who mistakenly delete items by placing them in the Trashcan.

### Exercise Settings:

**Automatically advance to next exercise task:** After completing a task, automatically advance to next one.

**Speak Instructions when entering a task:** Speak exercise instructions when each task is presented.

**Speak the Workspace icons when entering a task:** Speak icons in Workspace upon entering a task.

**Speak the Picture Gallery icons when entering a task:** Speak icons in Picture Gallery when entering a task.

**Speak the Workspace icons after completing a task:** Speak icons in Workspace after completing a task.

**Show the report after completing an exercise:** Automatically shows report at completion of exercise.

**Use the Plus button (+) to select the answer icon:** Allows user to select answer by clicking on Plus button above answer choice.

## **Preferences:**

**Locks:** Prevents icon from being moved and allows touch screen user to hide cursor or disable keyboard.

**Access Mode:** Hides or shows double-click green down arrow and plus (+) Move to Workspace button, and Remove Icon from Workspace button. Also has options for automatically adding icons to Workspace, automatically creating blank icon, and double-clicking to perform Associative Search in Workspace. Also activates Hover Delay.

**Camera:** Moves all photos from Camera to Pictures folder in Lingraphica hard drive.

**Network:** Creates a computer-to-computer network or connects Lingraphica to wireless network.

**Battery:** Displays battery status.

**Mouse:** Adjusts time required between clicks for Lingraphica to consider them a double-click.

**Projection:** Sets how long icon will remain large after it is clicked and sets speed for icon animation.

**Language:** Choose the English or Spanish version of Lingraphica.

**Reset:** Allows you to restore a page to its original contents or restore Lingraphica to factory settings.

## SmallTalk

**Save “*icon*” for SmallTalk:** Choose icon to be moved to SmallTalk Aphasia app on an iPod touch or iPhone.

**Save “*name*” Page for SmallTalk:** Choose page and all of its icons to be moved to SmallTalk.

**Organize SmallTalk:** Opens SmallTalk Organizer, which allows you to change order of items on SmallTalk and delete items from SmallTalk.

## Help

**About Lingraphica:** Shows Lingraphica software version and serial number.

**Lingraphica Training Video:** Provides access to various Lingraphica training videos.

**Therapy Exercises Training Video:** Provides access to therapy exercises training videos.

**SmallTalk Training Video:** Provides access to SmallTalk training videos.

**Remote Control:** Allows Lingraphica Technical Support to connect to the Lingraphica over the Internet. A high-speed Internet connection (i.e., cable modem or DSL) is required.

# Keyboard Shortcuts

**Click + Return:** Clicking on an icon and then pressing Return allows the user to open the Icon Editor without using the Edit menu.

**Command + K:** Holding down the Command key while at the same time pressing “K” will clean up the page. The icons in the Picture Gallery will be placed in neat, tight rows.

**Option + Arrow keys:** Holding down the Option key while at the same time pressing the arrow keys on the keyboard (located to the far right of the space bar) will move the icons and phrases in the Picture Gallery one grid at a time in the direction of the arrow.

**Up/Down Arrow:** Pressing the up and down arrows lets the user scroll through the Workspace items without using the scroll bar.

**Option + Click:** Pressing and holding the Option key while clicking on an icon gives the user a list of all the words attached to that icon.

**Option + Click in the Toolbar:** Pressing and holding the Option key while clicking in the Toolbar turns the menu items ON and OFF.